

Telford & Wrekin Council
Unaudited Statement of Accounts
2023/24

Contents

Financial Statements

• Narrative Report	4
• Statement of Responsibilities	29
• Annual Governance Statement	31
• Auditors' Report	48
• Expenditure & Funding Analysis	49
• Notes to Expenditure & Funding Analysis	
1. Adjustments between funding and accounting basis	51
2. Segmental income	54
• Comprehensive Income and Expenditure Account	56
• Movement In Reserves Statement	57
• Balance Sheet	58
• Cash Flow Statement	59
• Notes to the Core Financial Statements	
1. Accounting Policies	60
2. Accounting Standards that have been issued but have not yet been adopted and prior period adjustments	74
3. Critical Judgements in Applying Accounting Policies	75
4. Assumptions made about the Future and Other Major Sources of Estimation Uncertainty	76
5. Events after the Reporting Period	79
6. Disclosure of Deployment of Dedicated Schools Grant (DSG) and DSG Unusable Reserve	79
7. Other Operating Expenditure	80
8. Financing and Investment Income and Expenditure	80
9. Taxation and Non-Specific Grant Income and Expenditure	80
10. Expenditure & Income Analysed by Nature	80
11. Pension Schemes	81
12. Defined Benefit Pension Schemes Participation in Pension Schemes	81
13. Pension Schemes Accounted for as Defined Contribution Schemes	86

14. Adjustments between Accounting Basis and Funding Basis under Regulations	86
15. Property, Plant & Equipment & Investment Properties	91
16. Valuation of Property Plant & Equipment and Investment Properties	96
17. Intangible Assets	100
18. Assets Held for Sale	100
19. Heritage Assets	101
20. Revaluation and Impairment Losses	101
21. Financial Instruments	102
22. Nature and Extent of risks arising from treasury related Financial Instruments	107
23. Debtors	113
24. Investments	113
25. Cash and Cash Equivalents	114
26. Provisions	114
27. Creditors	114
28. Private Finance Initiatives and Similar Contracts	115
29. Useable Reserves - Transfers to/from Earmarked Reserves & Balances	115
30. School Balances	117
31. Unusable Reserves	117
32. Revenue Expenditure Funded from Capital Under Statute	120
33. Useable Capital Receipts Reserve	121
34. Capital Expenditure & Capital Financing	121
35. Minimum Revenue Provision	122
36. Cash Flow Statement – Adjustments to net surplus or deficit on the provision of services for non-cash movements	122
37. Cash Flow Statement – Adjustments for items included in the net surplus or deficit on the provision of services that are investing and financing activities	122
38. Cash Flow Statement – Investing Activities	122
39. Cash Flow Statement – Financing Activities	123
40. Cash Flow Statement – Operating Activities	123
41. Grant Income	123
42. Pooled Budgets	124
43. Member Allowances	126
44. Senior Officers' Remuneration & Employee Remuneration in Bands	126
45. Exit Packages	129
46. External Audit Costs	130
47. Related Parties	131
48. Leases	133
49. Contingent Liabilities	133

50. Contingent Assets	134
51. Special Fund Revenue Account	134
52. Soft Loan	135
53. Building Control Account	135
54. Insurance Reserves	136
55. West Mercia Energy Joint Committee	136
56. Apprentice Levy	137
• Collection Fund Account	138
• Group Accounts	143
• Glossary	159

Telford & Wrekin Council
Unaudited Statement of Accounts
2023/24

Financial Statements

Narrative Report

The Narrative Report provides a summary of the Council's performance for 2023/24 and compliments the detailed Financial Statements in providing a fair, balanced and understandable analysis of the year. It comprises the following sections:

- A. Organisational Overview
 - Introduction
 - Background Information
 - The Council's Service & Financial Planning Cycle
 - An Overview of the Budget 2023/24
 - Workforce Analysis
- B. Governance & Transparency
- C. Operational Model
- D. Risks and Opportunities
- E. Performance
 - Revenue Outturn for 2023/24
 - Service Issues Highlighted during 2023/24
 - IAS Note 19 – Retirement Benefits
 - Capital Outturn 2023/24
 - Provisions
 - Achievements during 2023/24
- F. Strategic Outlook
- G. Economic Conditions
- H. Looking Ahead
- I. Basis of Preparation
- J. Statement of Accounts – Explanatory Overview
- K. Further Information

A. ORGANISATIONAL OVERVIEW

1. Introduction

Telford & Wrekin Council is a Unitary Authority created in 1998. Situated in Shropshire, the Borough is a mix of urban and rural areas including Telford New Town, the market town of Newport and the UNESCO World Heritage Site, the Ironbridge Gorge – the birthplace of the industrial revolution. Surrounded by countryside and farmland, more than two thirds of the Borough is classified as rural.

The Council delivers a vast range of services to its community of more than 185,000 people, including Education, Waste Collection and Disposal, Care for Vulnerable Adults and Children, Libraries, Leisure Centres and Play Facilities.

In October 2020, the Council's Cabinet agreed a refreshed Council Plan to "*Protect, Care and Invest to create a better Borough*". The Plan was further updated in March 2022 for the period 2022/23 to 2025/26 to ensure that it aligned with the Council's Medium Term Financial Plan. It is a vision which is centred on building a strong local identity and resilient and healthy communities by driving housing and economic growth whilst protecting and enhancing our reputation as a green town. Despite the financial constraints, Telford & Wrekin Council is a progressive Council with ambitions to improve the Borough and the lives of residents and to be known as "the place of enterprise, innovation and partnership". The programme identifies 5 priorities to deliver the vision:-

- Every child, young person and adult lives well in their community
- Everyone benefits from a thriving economy
- All neighbourhoods are a great place to live
- Our natural environment is protected, and the Council has a leading role in addressing the climate emergency
- A community-focussed, innovative council providing efficient, effective and quality services

The Council Plan, which is available on the Council's web site (link below), identifies the organisation's strategies to deliver these priorities in the medium term.

Working with partners the Council has developed long-term vision for the borough that sets out the place they want the Borough to be in 2032. As well as being aspirational it seeks to address some of the challenges the Borough faces.

The Council will work together with the community and partners to collectively deliver the best possible service outcomes for Telford & Wrekin with the combined resources available.

Council Plan / Programme	Introduction - Council Plan and priorities - Telford & Wrekin Council
10-year vision	Telford Vision 2032 - Telford & Wrekin Council

2. Background Information

Political Context

The Borough is divided into 32 wards and there are 54 Councillors. Borough elections are held every 4 years, with the most recent being held in May 2023 and the next election due in May 2027.

The Council operates a Leader with Cabinet decision making system. The Council is Labour controlled.

Senior Management Team

At 31 March 2024

Chief Executive
Interim Director: Finance & Human Resources
Director: Prosperity & Investment
Director: Policy & Governance
Executive Director: Housing, Communities & Customer Services
Director Housing, Employment & Infrastructure
Director Neighbourhood & Enforcement Services
Director: Communities, Customer & Commercial Services
Assistant Director: Communications & External Affairs
Executive Director: Adults Social Care, Health Integration & Wellbeing
Director: Health, Wellbeing & Commissioning
Interim Director: Health, Wellbeing & Commissioning
Director: Adult Social Care
Executive Director: Children's Family Services
Director: Children's Safeguarding & Family Support
Director: Education & Skills

Legislative Framework

The Council operates within the legislative and regulatory framework as determined by Government. The Statement of Accounts are prepared in accordance with the CIPFA Code of Practice on Local Authority Accounting and the 2015 Accounts and Audit Regulations (and associated amendment regulations), and comply with the relevant Local Government Acts, Accounting Standards and other CIPFA guidance.

Economic Profile

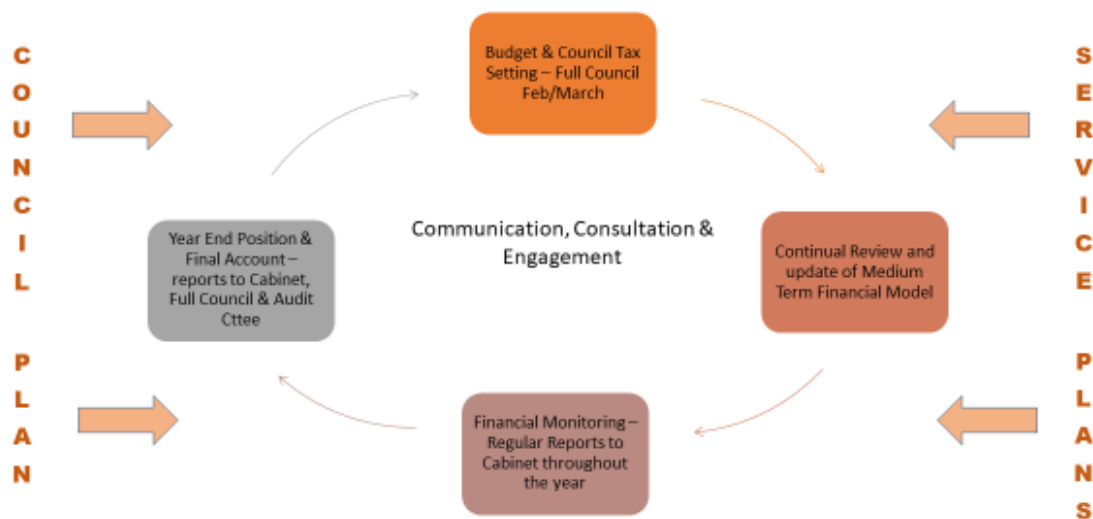
The Borough has a diverse manufacturing sector, a flourishing tourism sector and research and development facilities. There is a strong focus on manufacturing with other important sectors being advanced engineering, food and drink, construction, education and retail.

An estimated 86,000 people were employed in the Borough at the end of 2023.

There were 7,045 business units, in VAT and/or PAYE based enterprises in the Borough in 2023, an increase from 6,950 in 2022.

Tourism is an important contributor to the local economy with the borough attracting 4.5 million visitors each year, to attractions such as Telford Town Park, Southwater and the Ironbridge Gorge, bringing £800m economic benefit to the Borough.

3. Council's Service & Financial Planning Cycle



Reports to Council, Cabinet and Audit Committee can be accessed via the Council's web site.

4. An Overview of the Budget 2023/24

The Council has a rolling Medium-Term Financial planning process. This was updated for 2023/24 formally by reports to the Council's Cabinet in January and February 2023 with final decisions taken at Full Council on 2 March 2023.

The decisions on the medium-term budget strategy at Full Council reflected the outcome of consultation following publication of the budget proposals on the 5 January 2023.

The provisional funding settlement for 2023/24 was announced, on the 19 December 2022, followed by the final settlement on the 6 February 2023. Overall settlement saw Revenue Support Grant increasing by 10.1% (CPI Inflation) and some additional funding for Social Care however the settlement was for 1 year only and did not recognise the pressures arising from the cost-of-living emergency. As anticipated the Council faced a budget shortfall and after delivering £141m of savings since 2009/10 further savings of £7.9m were required in 2023/24.

The agreed strategy for 2023/24 to meet the savings requirement and to continue to invest in the area to support both the community and businesses was:

- An additional savings package delivering an additional £7.9m from general fund budgets;
- £7.26m net investment into Adult Social Care in 2023/24
- £2.5m net investment into Children's Safeguarding in 2023/24
- A commitment to work with partner organisations to seek new solutions to deliver services to minimise the impact of cuts;

- To continue to deliver jobs and investments and provide additional income business rates, council tax and New Homes Bonus.

The decision was made to increase council tax by 2% for 2023/24, which was wholly related to the Adult Social Care precept introduced by the Government in 2016/17. As a result, the Council Tax for Council Services in 2023/24 (Band B) was £1,138 per year (Band B is the typical band for Telford & Wrekin, Band D is £1,464). The Council had the lowest Council Tax out of all Councils areas in the Midlands region for the services which we provide.

2023/24 Budgeted Net Revenue Spend		
	£m	%
2023/24 Total Net Revenue Spend	146.774	
Funded From:		
Government Grant (RSG and 'Top Up' Grant)	17.597	12%
Retained Business Rates/Section 31 Grant	47.071	32%
Council Tax	80.979	55%
Collection Fund	1.127	1%
Total Funding	146.774	100%

5. Workforce Analysis

	31 March 2023		31 March 2024	
	Head count	FTE	Head count	FTE
Male	721	634.0	715	617.7
Female	2,089	1,557.0	2,084	1,550.1
Total	2,810	2,191.0	2,799	2,167.8

Workforce Information	Introduction - Workforce information - Telford & Wrekin Council
-----------------------	---

B. GOVERNANCE & TRANSPARENCY

The 2023/24 Annual Governance Statement is included within the Statement of Accounts – see page 31. The Statement outlines that the Council has adhered to its Local Code of Corporate Governance, continually reviewing policies and procedures to maintain and demonstrate good corporate governance and that it has in place robust systems of internal control.

The Council is committed to openness and transparency and publishes details of all spending over £100 every month (link below). The Statement of Accounts are a public record of the Council's financial position for 2023/24; showing what has been spent, income that has been received, together with assets and liabilities. The Statement of Accounts is prepared on an International Financial Reporting Standards (IFRS) basis as interpreted by the Local Government Accounting Code of Practice. The information is presented as simply and clearly as possible whilst adhering to the IFRS reporting regulations.

Spend Over £100	Expenditure over £100 - Expenditure over £100 - Telford & Wrekin Council
-----------------	--

C. OPERATIONAL MODEL

Despite the severe financial constraints, Telford & Wrekin is a progressive Council with ambitions to improve the Borough and lives of residents. The organisation will continue to change and develop in response to the challenges we face, particularly the need to make further savings. At the heart of our model has been 4 key delivery themes:

1. Solving problems and promoting social responsibility to reduce demand for services – the Council can no longer afford to, and neither is it right that the Council can fix every family or community challenge. It is the role of the Council, and its partners, to work with and support families and communities and so reduce demand on public services.

2. Challenging and changing, reviewing and reimagining how we do things – despite the savings we have had to make, we have worked hard to avoid simply cutting services to balance the books – this would be the easy thing to do. We have had to be creative and find new ways to deliver services and ensure that our services are as efficient as possible. For example, working with Town and Parish Councils, community groups and organisations to deliver libraries, community centres, markets, children's centres and youth services. Examples include "Feed the Birds" scheme to tackle social isolation, "Bench to Bench" to encourage people into activity, "Calm Café" to support people in managing their mental wellbeing and "Community Action Teams" intended to improve the public realm in local areas. In addition, the Council works with over 1,900 volunteers who act as Snow Wardens, Health Champions, Climate Change Champions and more.

3. Reducing our Dependency on Government Grants – this is an essential part of our financial strategy; to increase and maximise income into the Council from sources other than Government Grants, for example the Solar Farm, NuPlace (a wholly owned housing company) and securing external funding.

4. Being a Modern Organisation, with Modern Practices and where we always get the Basics Right

- **Workforce** – the Council has a hard working and dedicated workforce committed to the values of service and making a difference to the community. Our workforce strategy sets out how we will support the workforce to ensure that they have the right skills and knowledge to deliver services.
- **Technology** – investing in ICT to keep our systems up to date and enable us to drive efficiencies and savings as well as ensuring that the ICT network is robust and secure.
- **Customer Focus** – improving the customer journey and outcomes by driving digital transformation including the enablement of "self-service" at the customer's convenience through the "My Telford" app and the digital assistant "Ask Tom". Full detail is in the Council's digital strategy.
- **Performance** – our performance framework tracks the progress we are making to deliver our priorities. This is an essential part of our approach to evidence-based decision-making.
- **Financial Management** – the Medium-Term Financial Strategy sets out how we will use our money to deliver our priorities and value for money, including where we will invest more in our priorities and where we are still required to make savings and deliver efficiencies.

D. RISKS AND OPPORTUNITIES

The strategic risk register identifies the substantive issues which need to be managed but which could impact negatively on delivery of the Council's priorities. The key strategic risks identified for 2023/24 are listed below, with details of the steps that the Council is taking to manage these key risks included in our risk register.

Failure to discharge duty of care for a vulnerable child or a vulnerable adult
Inability to <ul style="list-style-type: none"> • match available resources (financial, people and assets) with statutory obligations, agreed priorities and service standards • deliver the financial strategy including capital receipts, savings and commercial income • fund organisational and cultural development in the Council with the constraints of the public sector economy
Losing skills, knowledge and experience (retention and recruitment) in relation to staffing
Significant business interruption affecting ability to provide priority services e.g. critical damage to Council buildings, pandemic etc.
Inability to manage the health and safety risks in delivering the Council's functions (including building security and cyber security)
Inability to deliver effective information governance
Inability to respond adequately to a significant emergency affecting the community and/or ability to provide priority services
Inability to respond to impact of climate emergency on severe weather events including heat, cold and flood

The full risk register (link below) assesses the likelihood and impact of each risk together with the controls in place to manage and mitigate these. The risk register is reviewed and updated on a regular basis.

Corporate Risk Register	Budget 2023/24 – Appendix 14 Agenda for Full Council on Thursday 2 March 2023, 6.00 pm - Telford & Wrekin Council Budget 2024/25 – Full Council 29 February 2024 Appendix 14 - Strategic Risk Register.pdf (telford.gov.uk)
-------------------------	--

The Council continually seeks and seizes opportunities. The themes described in Section C of the Narrative Report identifies the opportunities being taken to develop services; some of the key opportunities for the future being:

Ongoing investment through the Telford Growth Fund in our Property Investment & Regeneration Portfolio, as part of the "Business Winning, Business Supporting approach" to boost jobs, the economy and generate income
Increasing income through trading and new commercial projects (including continuing to support and develop NuPlace, the Council's

wholly owned Housing Company to provide new homes for rent)
Bringing more public services together so that people get what they need at the right time and in the right place
Involving local people and our employees in the planning and running of services
Supporting communities better and encouraging local people and organisations to do more to help their communities
Channel Shift by providing services and information in the most efficient way, encouraging "self-service" and the use of "apps" such as the Everyday Telford App

E. PERFORMANCE

The core elements of the Council's corporate planning framework in place during 2023/24 were:

- **Council Plan 2022/23 to 2025/26** – identifies the organisation's community priorities and strategy to deliver these priorities in a period of unprecedented change for local government (link below);
- **Medium Term Financial Strategy 2023/24 to 2026/27** – focussed on allocating our financial resources to services to deliver organisational and statutory priorities (link below);
- **Workforce Strategy** – sets out our approach to upskilling and supporting the workforce to ensure that they have the skills and knowledge to deliver their objectives. It has 4 themes:
 1. Employer of choice – through effective HR policies to attract employees of the right calibre to the organisation.
 2. Planning for the Future – robust, effective service planning.
 3. Healthy Organisation – supporting the health and mental wellbeing of employees.
 4. Workforce of the Future - good, effective workforce planning to cover, for example skills and succession planning.
- **Risk Register** - the Council keeps strategic risks under review through its Risk Register. These risks are used to inform the allocation of resources through the Service & Financial Strategy (link below).
- **Performance Framework** – the corporate performance framework is composed of a basket of measures to enable the organisation to understand progress in the delivery of our community priorities.
- **Service Strategies** – each Director-led area produces an annual service strategy which identifies their objectives against our community priorities. These plans also consider risks to delivery and identify actions to ensure that the workforce has the necessary skills and knowledge to deliver these objectives. These workforce plans feed into the corporate Learning & Development plan.

Our strategic planning framework is embedded in the organisation and creates a golden thread from the Council Plan priorities through to employees. Our latest Employee Survey found that 91% understood how their role contributes to the Council's priorities.

Council Plan/ Programme	Introduction - Council Plan and priorities - Telford & Wrekin Council
Medium Term Financial Strategy	Budget 2023/24 – Full Council 2 March 2023 Cabinet Report template - Sept10 (telford.gov.uk)
Corporate Risk Register	Budget 2023/24 – Appendix 14 Agenda for Full Council on Thursday 2 March 2023, 6.00 pm - Telford & Wrekin Council

1. **Revenue Outturn for 2023/24**

A summary of the year end service variances reported to Cabinet is shown in the table below:

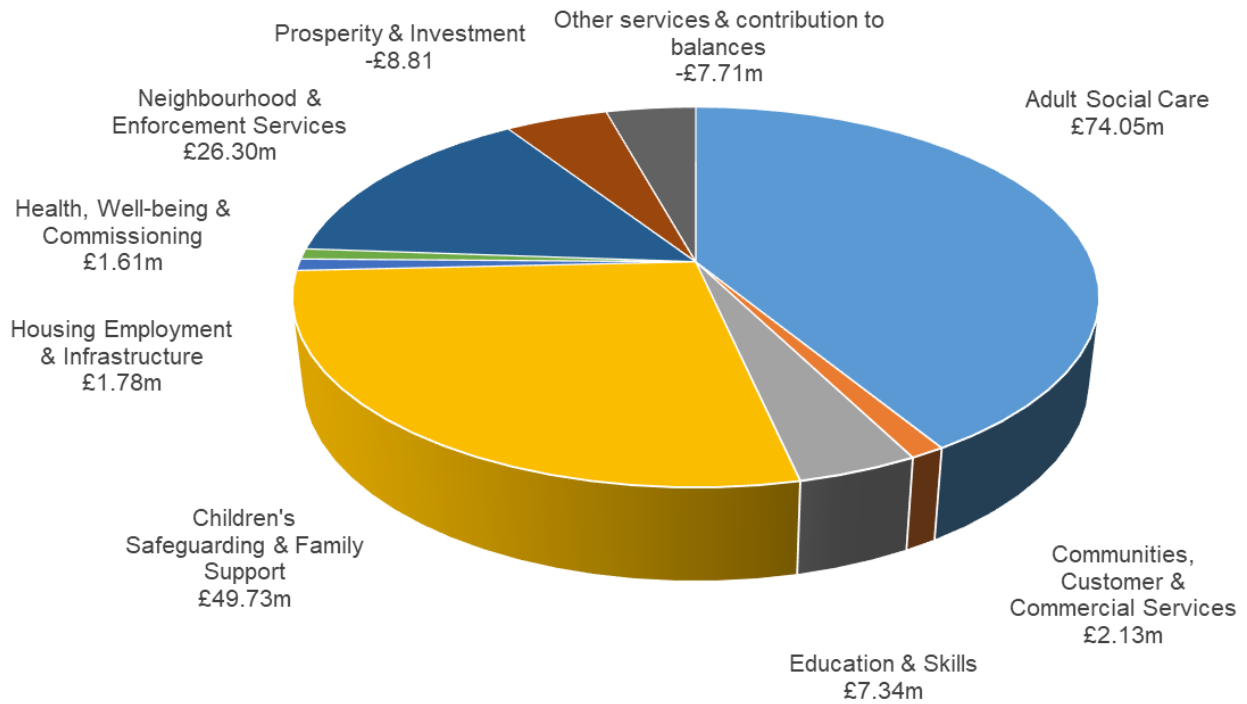
	Final Budget £	Outturn £	Variation £
Finance & HR	14,496,539	12,779,046	(1,717,493)
Policy & Governance	691,338	564,183	(127,155)
Adult Social Care	65,677,379	74,054,798	8,377,419
Children's Safeguarding & Family Support	45,748,872	49,732,942	3,984,070
Education & Skills	7,825,587	7,337,081	(488,506)
Health & Wellbeing	1,619,437	1,614,285	(5,152)
Neighbourhood & Enforcement Services	27,487,583	26,296,784	(1,190,799)
Housing, Employment & Infrastructure	2,274,137	1,776,440	(497,697)
Communities, Customer & Commercial Services	2,233,347	2,127,335	(106,012)
Corporate Communications	(7,720)	(27,720)	(20,000)
Prosperity & Investment	(8,158,434)	(8,810,563)	(652,129)
Council Wide Items	(13,113,665)	(21,044,143)	(7,930,478)
	146,774,400	146,400,469	(373,931)
Funding	(146,774,400)	(146,415,341)	359,059
Total	0	(14,872)	(14,872)

(Variances exclude International Accounting Standard (IAS) 19 Pension entries and asset charges which are technical entries required in the formal statement of accounts but do not impact on the Council's General Fund Balances.)

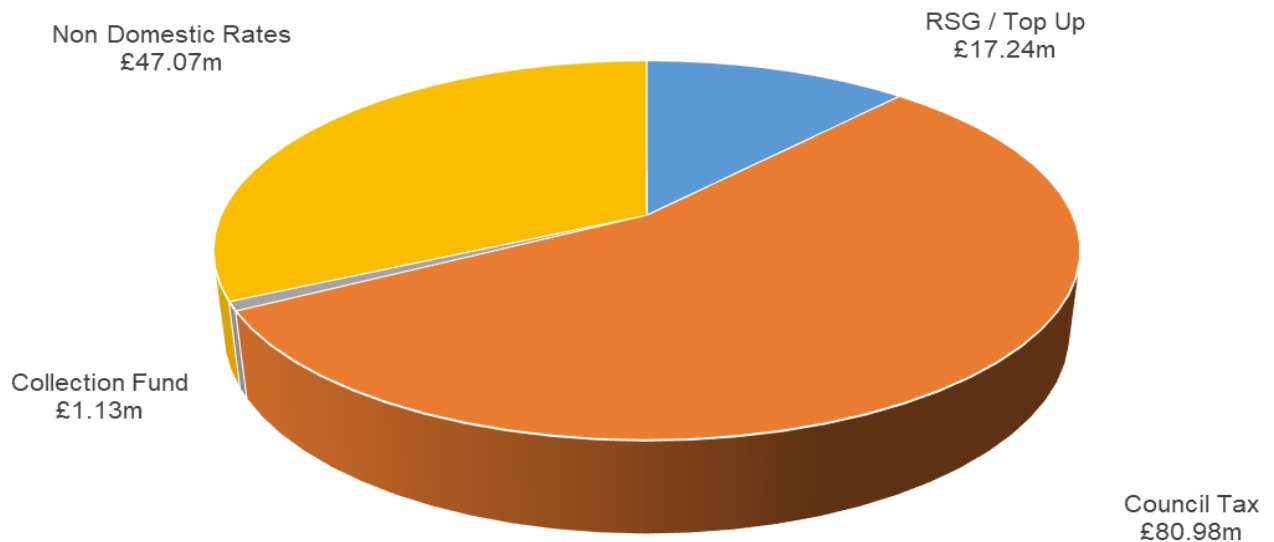
The outturn position has resulted in a general fund balance of £4.094m and a special fund balance of £0.475m, giving an overall balance of £4.569m. The total for all useable reserve balances held by the Authority at 31 March 2024 is £122.7m, although almost all of this is held to meet known or likely commitments.

The following two charts show Net Revenue Spend by Service for 2023/24 and how it is funded, the figures are net of specific income i.e. service grants and sales fees and charges.

Net Revenue Expenditure by Main Service Area 2023/24 £146.42m



Sources of Finance 2023/24 £146.42m



The Outturn position can be reconciled with the formal Comprehensive Income and Expenditure Statement as follows -

Description	Expenditure £000	Income £000	Net Expenditure £000
Total Service Outturn (see page 12)	509,547	363,147	146,400
Pensions Adjustments under IAS 19	186	0	186
Interest Payable and Similar Charges	(13,552)	0	(13,552)
Interest and Investment Income	0	(2,787)	2,787
Gains and Losses on Repurchase or Early Settlement of Borrowings (net)	(231)	0	(231)
Sources of funding unapplied	0	40	(40)
Depreciation & Impairments, REFCUS etc. from Net Operating Cost	40,906	0	40,906
Accumulated Absences	(946)	0	(946)
Minimum Revenue Provision	(4,363)	0	(4,363)
Net Movement on Reserves	22,735	0	22,735
Net Cost of Services (see Comprehensive Income and Expenditure Statement on page 56)	554,282	360,400	193,882

2. Service Issues Highlighted During 2023/24

A summary of the key issues, highlighting variances over £250,000 during the year is shown below:

(A "+" is an increase in expenditure or a reduction in income, a "-" is a reduction in expenditure or an increase in income)

Service Area	Variance £m
<u>Finance & HR</u>	
Treasury – the impact of capital spend re-profiling and positive cash flow has resulted in a benefit during 2023/24.	-1.336
<u>Adult Social Care</u>	
Longer Term Care Purchasing –expenditure relating to block and spot contracts requiring additional investment to meet demand and fees. Additional funding from Health and additional Market Sustainability Grant have been secured to offset some of these costs (see below).	+11.693
Health Funding –towards above costs for clients with health needs.	-2.550
Prevention & Independence – Staffing underspends mainly due to vacancies pending recruitment	-0.577
Prevention & Independence – Older People & Disability – income from reimbursed direct payments	-0.313

Service Area	Variance £m
Autism, Learning Disability & Mental Health – Staffing underspends mainly due to vacancies pending recruitment	-0.283
Autism, Learning Disability & Mental Health – direct payments income	-0.359
Autism, Learning Disability & Mental Health – reduced reserves funding available due to additional care costs within Transforming Care Partnership	+0.284
My Options – an in year pressure only, resulting mainly from a part rescheduling of an invest to save project , together with in year recruitment issues which are being addressed through small reorganisation and service realignment.	+0.951
Prevention & Enablement – high demand for reablement services and services to facilitate discharge from hospital throughout the year; the pressure has been shared with the Integrated Care Board. Partnership organisations are undertaking work programmes to look at strategies to deal with demand in the medium to long term.	+7.037
Prevention & Enablement – intermediate care funding towards the above costs	-5.914
Market Sustainability Grant - additional government grant announced during the Summer.	-1.179
<u>Children’s Safeguarding & Family Support</u>	
Children In Care Placements – additional investment required to cover cost of residential placements. This is a combination of escalating needs of some children and young people; new children entering residential placements and high costs associated with some placements, in particular Post 16 placements, offset by benefits from some young people being stepped down from residential placements.	+5.966
Health Funding –in relation to health needs as a result of increased engagement with health colleagues, which partly offsets the CIC costs above.	-3.417
Children with Disabilities – the impact of increased complexity of need requiring additional care and support provision to enable support children’s needs arising from the impact of their disabilities. Health are also contributing towards these packages.	+0.374
Children in Care, Leaving Care Team & Speciality Services, Family Solutions – expenditure on staffing in excess of the budget; restructures are planned to alleviate this pressure going forward.	+0.327
Child Protection & Family Support, Parenting Assessment & Contract Teams – underspend relating to staff vacancies during the year	-0.312
Family Connect, EDT & Early Help Children & Families – higher staffing expenditure relating to the Emergency duties Team.	+0.269
Fostering Adoption & Permanence – costs associated with placements, including travelling	+0.254
Family Safeguarding –relating to costs which generally increase in line with complexity of children’s needs and care planning.	+1.182
Family Safeguarding – additional grant income and reserves to support the costs of the family safeguarding initiative.	-0.735
Safeguarding Management & Partnerships – use of reserves	-0.301

Service Area	Variance £m
<u>Education & Skills</u>	
Transport –continued efficiencies have been achieved via commissioning and procurement of transport.	-0.357
<u>Neighbourhood & Enforcement Services</u>	
Income – recovery of costs incurred from fire at Overdale in 2021/22	-0.288
<u>Communities, Customer & Commercial Services</u>	
Housing Benefit Subsidy – a combination of reduced recovery of overpayments, loss of subsidy on supported accommodation and B&B spend where no subsidy can be claimed. This is an improved position from 2022/23 and the service is continuing to work with providers to find long term solutions to reduce subsidy loss on an ongoing basis.	+0.790
Leisure – overachievement against income targets across leisure services, offset by additional employee costs.	-0.248
Use of One offs – across the Directorate	-0.349
<u>Prosperity & Investment</u>	
One off benefit relating to NDR refunds as a result of appeals on TWC properties.	-0.600
<u>Council Wide</u>	
Corporate Contingency – residual balance	-2.656
Contribution from reserves – identified council wide to support the 23/24 in year position	-7.377
Contributions to reserves	+3.501
Other council wide items including: WME dividend and in year one off benefit from active energy contract management; pension cost benefits, inflation contingency and NDR Levy Account surplus	-1.295

3. International Accounting Standard Note 12 – Retirement Benefits

The objectives of IAS 19 are to ensure that:

- financial statements reflect at fair value, the assets and liabilities arising from an employer's retirement benefit obligations and any related funding;
- the operating costs of providing retirement benefits to employees are recognised in the accounting periods in which the benefits are earned by the employees, and the related finance costs and any other changes in the value of the assets and liabilities are recognised in the accounting periods in which they arise; and
- the financial statements contain adequate disclosure of the cost of providing retirement benefits and the related gains, losses, assets and liabilities.

The Council's share of the deficit on the Local Government Pension Scheme has reduced by £69.1m over 2023/24. This is mainly due to the higher than assumed investment returns

over the year, resulting in an actuarial gain of £46m. Further details can be found in Note 12.

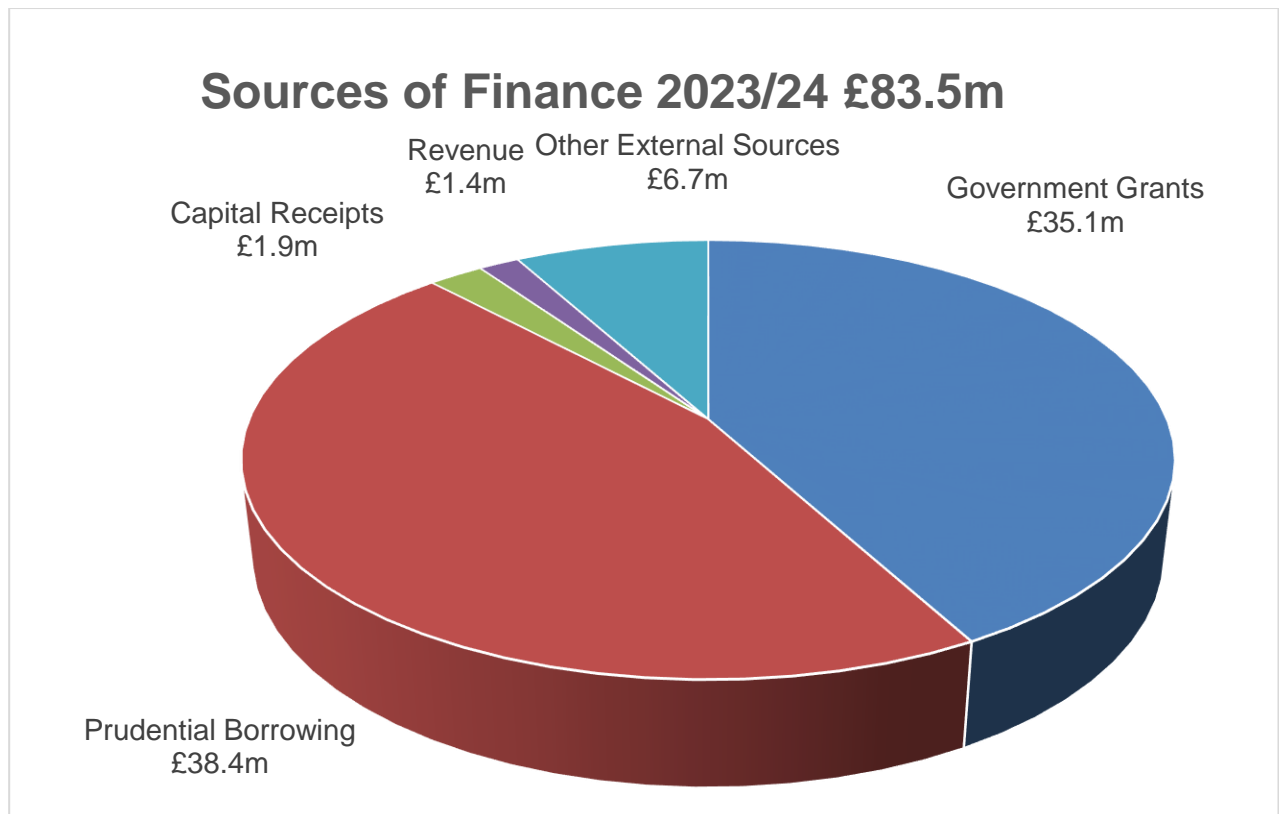
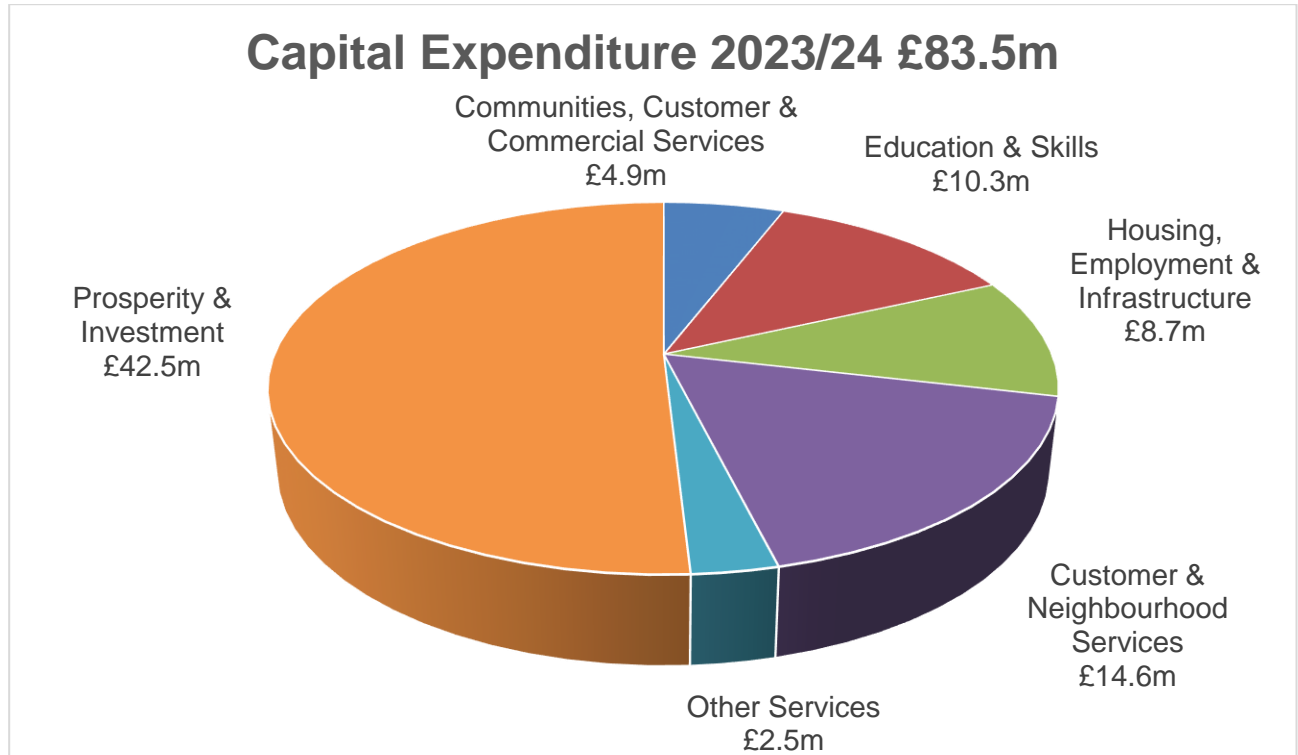
The estimated contributions expected to be paid into the Local Government Pension Scheme next year are £18.857m (comprising contributions of £17.919m plus a lump sum payment of £0.938m). Following the valuation at 31st March 2023 the contribution rate was increased to 17.2% for 2022/23 (and the subsequent 2 years), this is supplemented with a lump sum payment as stated above.

4. Capital Outturn 2023/24

The Council spent £83.485m on capital projects during the year. Some re-phasing of expenditure into 2024/25 will take place including as a result of extensions and re-profiling of grant funded programmes. All schemes which have been rephrased are already in progress. The detail is shown in the table below:

Policy Area	2023/24 Approved Budget £m	2023/24 Expenditure £m
Adult Social Care	0.991	1.208
Communities, Customer & Commercial Services	4.819	4.921
Corporate Communications	0.000	0.007
Education & Skills	9.295	10.326
Finance & Human Resources	1.595	1.158
Health, Wellbeing & Commissioning	0.000	0.000
Housing, Employment & Infrastructure	9.529	8.722
Neighbourhood & Enforcement Services	17.696	14.602
Policy & Governance	0.081	0.038
Prosperity & Investment	46.041	42.503
Total	90.047	83.485
Funded by:		
Government Grants	43.432	35.114
Prudential Borrowing	42.096	38.367
Capital Receipts	0.774	1.852
Revenue	1.678	1.435
Other External Sources	2.067	6.717
Total	90.047	83.485

The following two charts show Capital Spend by Service for 2023/24 and how it is funded.



The Council has ready access to borrowings from both the Money Markets and Public Works Loans Board (PWLb), which lends to Local Authorities at very competitive rates.

Overall, the Council's net indebtedness is £331.3m (inclusive of equity investments) at 31 March 2024 which is an increase of £41.3m from the previous year due to a reduction in investments held (see Note 24), in line with the approved 2023/24 Treasury Management

Strategy, and an increase in borrowing in line with the approved Capital Programme (see Note 22).

The Council has a 28 year (from 2006/7) PFI contract in place for the building and servicing of school and leisure facilities at Hadley Learning Community and Queensway (which provides Education, Health and Social Care packages) for £289m. The costs of the contract are being met from a combination of Government support, school contributions and Council support. The Council has approved a budget strategy which makes provision for its commitments. In 2023/24 the Authority made payments of £11,918,711 (£11,399,302 in 2022/23) in respect of this PFI contract with Interserve Limited. The Authority is committed to making payments estimated at £9,071,500 per annum (index linked, starting point September 2006) until the contract expiry date of 2034 and receives £5.9m per annum from the Government to help offset this cost.

The Council entered into a 10 year Telford Land Deal with Homes England (HE) and Ministry of Housing, Communities and Local Government (MHCLG) in March 2016 through which HE/MHCLG have committed to invest £44.5m from the sale of Government owned land in Telford to invest in the local area supporting the delivery of new homes, jobs and commercial floor space. The total capital expenditure for 2023/24 includes expenditure relating to this deal, with profit share due to the Council being £5.076m in 2023/24.

5. Provisions (see Note 26)

Restructure Provision – the accounts include a provision to meet committed severance costs which relate to ongoing restructuring programme which is part of the Council's strategy for delivering savings. The amount in the provision on 31st March 2024 was £1.018m. It is anticipated that an element of this will be funded from Capita Receipts in 2024/25.

NDR Appeals – under the arrangements for the retention of business rates, authorities are required to make a provision for refunding ratepayers who successfully appeal against the rateable value of their property on the rating list. Based on information relating to outstanding appeals provided by the Valuation Office, £4.301m is estimated as the amount required to set aside for this purpose in the 2023/24 accounts (£6.569m in 2022/23). Telford & Wrekin Council's proportion of this is £2.107m (49%) (£3.219m in 2022/23).

6. Achievements During 2023/24

Through 2023/24 Telford & Wrekin Council continued to drive the efficiency and effectiveness of its services:

People

Children and Adults

Since securing 'Outstanding' for Children's Safeguarding in the last OFSTED inspection of children safeguarding services completed in January 2020, (the outcome of the latest inspection undertaken in Spring 2024 is currently awaited) the Council began the Department for Education (DfE) Strengthening Families Project in October 2020 and will receive over £2m from the DfE to support this programme over a three-year period. The Council also introduced the Family Safeguarding Model, supported by the DfE, to ensure that families are supported by a range of specialists to offer help in addressing need so that children and families are able to stay together. We are regarded as **exemplary when it comes to contextual safeguarding**, with Ofsted noting our strong offer to children and young

people. The Council has also been **described as a 'national trailblazer'** by the national Care Leaver Covenant, around the support given to young people leaving care and, in March 2023, the Council was the first in the West Midlands to agree that "care-experience" should be treated as a protected characteristic.

A key objective for the Council is for every child to be in a good or outstanding school and making at least good progress with 95% of primaries, 62% of secondaries and 83% Special/PRU being judged as good or outstanding by OFSTED. Whilst overall a positive picture, there are a small number of secondary schools which need to improve to achieve this level. Generally, the attainment of pupils at each of the Key Stages is at least in line with national averages and well above this across a number of individual indicators.

The Government has set targets which have been adopted by the Council to work with families who need additional support through the "Supporting Families" programme. In 2023/24 we worked with 375 families against a target of 375 (up from 218 in 2022/23).

In addition, Council members unanimously agreed to commission its own Independent Inquiry into child sexual exploitation once it became clear that the Government led inquiry into CSE was not going to focus on Telford. An Independent Inquiry, however, was what victims were asking for. The Inquiry report in summer 2022 making 47 recommendations for the Council, West Mercia Police, the Integrated Care Board and West Mercia Police and Crime Commissioner. The Council is working with individuals with lived experience of CSE to shape how it implements those recommendations. In March 2024, the Inquiry Chair undertook a series of interviews with those responsible for the implementation of the recommendations to assess progress. He is expected to publish a two year review in July 2024.

Strengthening Communities Adult Social Care (ASC) - we work on behalf of local people in an integrated way with partners both in the National Health Service (NHS) and across our vibrant community and voluntary sector which the Council have continued to invest in over many years. This investment has enabled ASC to maximise the use of the community assets preventing premature access to funded ASC support. Through Telford & Wrekin Integrated Health Partnership (TWIPP) we have developed an integrated Health and Social Care Rapid Response Team working to reduce unnecessary hospital admissions. Our performance on delayed transfer of care is better than the national and regional average, and we are in the best quartile nationally. We recently secured recognition from the Co-operative Council Innovation Network for this work.

We run locally booked appointments from local hubs providing advice, information and where necessary more formal assessments freeing up time for more complex work to be undertaken by our social work staff who are linked to GP surgeries. Over 500 staff and volunteers have been trained on how to 'make every contact count' - to raise lifestyle issues with an individual and to direct them to further support.

Our in-house ASC Shared Lives service has been rated as '**Outstanding**' by the CQC and is an example of how we have used our resources creatively to avoid higher cost service provision by providing post hospital discharge reablement via Shared Lives.

Our investment into the 'Virtual House' and the 'Independent Living Centre' in 2021 has continued to support people wishing to live independently in their own homes.

Telford and Wrekin Integrated Place Partnership (TWIPP) - our local placed based board working with partners around the integration of health and social care which links in with the wider Shropshire and Telford and Wrekin Sustainability and Transformation Partnership (STP). TWIPP enables us to work across our local health and social care economy to develop more integrated ways of working for local people and collaboratively make the best use of the 'Telford pound'. This work also integrates a Community Asset Based Approach across health and social care. One example of this is the introduction of 'Live Well' which is an online directory of services used by all partners and community members in Telford but developed by the Council on behalf of partners.

Place and Environment

Our 'Pride in Our Community' Programme is the core driver of our approach to this priority with the Council investing £45m, spread over a 3 year programme to maintain and improve the green spaces, neighbourhoods, street lighting, roads, structures and footpaths across the borough.

- Continuing to invest in road improvements and sustaining traffic flow around the borough as the economy and population grows. 'Overall satisfaction with highways and transport' is third best of unitary authorities.
- Investing £1.6m on a 3G pitch - encouraging participation in our most deprived communities.

We have also established a £1m fund to support 'Pride in Our High Streets' to support nine high streets. This has delivered:

- Community events and physical regeneration - including improved parking, lighting, shop fronts and a series of 'false window' murals to enhance the appearance of empty properties.
- A training programme to improve the commercial skills of our high street businesses.
- Young Enterprise Challenge - young people shared their ideas to develop High Streets with 3 schools receiving between £10-£20k to bring their business idea to life, including a 'Retro Shack shop'.
- Social enterprise pop up shops – using our empty premises in local centres with many being so popular that they have moved to permanent premises, helping us to develop a vibrant retail offer and reduce our empty premises in our high streets.

Working with our partners and sharing our business intelligence has helped inform a programme of work called 'Safer & Stronger Communities'. Its primary focus is on tackling the root causes of crime particularly focussing on 12 localities where the data shows our investment will have the most impact. The Council actively engages and listens to our communities through our Residents' Survey, our Community Panel and tailored engagement programmes such as our recent Safer, Stronger community workshops. These particular workshops have resulted in:

- Free Friday night football with hundreds of young people now regularly taking part
- Self defence classes for women and girls
- Substantial investment into our CCTV coverage
- New Veteran Calm Cafes to help with mental health support
- Sequence dancing sessions; and

- Boxing classes

In the past year, we have seen a 5% reduction in crime, a fall of 60% in ASB reported to the Police and a 23% reduction on ASB reported to the Council

Climate Emergency - in the summer of 2019, Telford & Wrekin Council declared a climate emergency and resolved to be carbon neutral by 2030. The Council has already done much to reduce its carbon footprint by 60% since then through a number of measures, including:

- Solar Farm - bringing income to the Council but as importantly saving the production of CO2 emissions;
- Procurement of a further 11 fully electric vehicles across the Council's operations, bringing the total to 18;
- £1.5m investment into electric vehicle infrastructure;
- Transferring to a green energy tariff;
- Replacing all street lights with LED;
- Established a Climate Change partnership focussing on 4 themes: "business", "food", "health" and "community";
- Retrofitting solar panels to our high usage buildings such as Newport Leisure Centre

We are achieving our waste recycling targets and our new Household Recycling Centre at Hortonwood receives excellent customer feedback and high volume usage. We have virtually no landfill left in our Borough with all household waste either being recycled or being burnt for energy usage. As part of its waste strategy the Council introduced a kerbside collection of kitchen waste, averaging around 100 tonnes per week which is a gross saving of 0.5 tonne of CO2 for each tonne collected.

Economy

Telford & Wrekin is **one of the fastest growing local authority areas** outside of the South East and the fastest growing in the West Midlands with population growth between the years 2011 and 2021 at 11.3% (regional average 6.2% and average for England 6.6%). We work really **hard to accommodate this rising population by ensuring housing supply keeps up with demand.** We are consistently ranked in the Centre for Cities' top three local authorities for housing growth.

The Council is investing to create the opportunities to support new businesses, including the delivery of new start up/incubation space via land acquired at Hortonwood West where the Council is investing profit share earned through the success of Telford Land Deal. This is alongside investment into site preparation and power upgrades to support investors acquiring suitable land quickly. Last year we completed the region's only agri-tech business park. A multi-million pound investment by the Council, the LEP, Homes England and Harper Adams University. The Park has consolidated the borough's reputation as a national investment hotspot for agri-tech and for food science.

All of this is shaped and driven by an approach to inclusive growth which, through initiatives such as Job Box, a Council funded support service for the unemployed, has seen:

- delivery of a 50% reduction in youth unemployment;

- buck the trend on regional and national unemployment during the pandemic; and
- deliver a 42% reduction in NEETS

Fibre broadband infrastructure is key to the economic growth of the borough and underpins the benefits that digital connectivity brings. 98% coverage has been achieved and the authority is committed to getting quality broadband to as many as possible in a journey to 100%. Other existing initiatives beyond the build programme are in place and new opportunities are being explored over the coming months.

Supporting this work is the ***Telford Land Deal*** - to drive disposal of Homes England assets in the borough, the Council secured stewardship of these assets generating capital receipts for Homes England and the Treasury whilst bringing development sites to the market and so attracting inward investors and retaining existing businesses that would otherwise have sought larger premises outside the borough.

Organisation

By the end of 2023/24, the Council had delivered budget savings of £156.9m. Despite the financial challenges the Council continues to face, our budget strategy has been to sustain essential public services. We have worked hard to develop new models of service delivery to ensure continued delivery of our priorities with a key part of our strategy to become a commercial council and to generate income to invest and protect front-line services. Effective budget management has allowed us to deliver on our priorities.

The Council actively seeks external challenge to drive our continuous improvement agenda. In June 2021, a Local Government Association Corporate Peer Review was completed into the Council. The team concluded that:

"the Council should be very proud of what it is achieving, it is very ambitious, top performing in key areas and striving constantly to deliver for local people. The authority has strong and effective political and managerial leadership and that officers and members had worked phenomenally hard to get the organisation to where it is."

They also said:

"The authority is held in extremely high regard as a partner, founded upon credibility and a convincing track record of delivery, and it is very highly trusted"

Our financial position is built on a track record of taking on new ventures to improve outcomes for our residents whilst also delivering income to the Council and protecting frontline services:

- A solar farm providing £4.4m profit over 25 years.
- The Council's wholly owned housing company, NuPlace, now has more than 400 homes available for private rent across 12 sites. Demand for these properties is high and are oversubscribed. In a recent survey of NuPlace tenants - 96% said they would recommend NuPlace to their family and friends. The rate of empty properties runs at less than 1.5%
- Established a Growth Fund to invest in development of premises for businesses to encourage job creation and retention whilst generating additional rental income and business rates income.

“Securing external funding” – we are a non-constituent member of the **West Midlands Combined Authority** and are actively working through this to maximise future opportunities for the borough to build on the £3.7m grant already secured from the WMCA. This grant is to kick-start building new homes on stalled brownfield sites in the borough and will see around 540 new homes built as well as bringing ‘derelict’ brownfield land back into use and creating 240 jobs. Work on these sites had stalled because of high costs to developers to get the land ready for building. Our work on stalled sites includes the provision of much-needed extra care and supported living sites to help our mature residents to remain living independently for longer.

The council has successfully obtained over £52m funding through successful bids for **Levelling Up** funding and **Towns Fund** funding available from government which has allowed it to progress its plans for construction of “Station Quarter” – an innovative mixed-use site combining retail, further and higher education, residential and hotel provision on one site. This will see the creation of a ‘digital hub’ intended to support with enhancing skills and, in turn, increasing wages in the Borough. This government funding will also support the redevelopment of our cultural offer, enabling works to take place on the Council’s theatre in Oakengates which will also help to cement the redevelopment plans for Oakengates town centre. Finally, the Council will also be able to use the levelling up funding to help improve the market at Wellington, bringing much-needed vibrancy to the area.

F. STRATEGIC OUTLOOK

The Medium Term Financial Strategy was updated for 2024/25 formally by reports to the Council’s Cabinet in January and February 2024 with final decisions taken at Full Council on 29 February 2024.

Savings proposals are developed as soon as they arise and consultation and engagement with our community and partners takes place throughout the year in a more meaningful and timely way to deliver more creative solutions. From the ongoing engagement with local people over many years, we know that the people of Telford & Wrekin want to live: - in a safe community; in a clean environment; in a place with good roads and pavements; where there are first class schools and education facilities; where there are excellent and an accessible hospital and GP services; where they have a job and there is a thriving economy. These local priorities form a basis for resource allocation as part of the Medium Term Financial Planning process.

The decisions on the medium term budget strategy at Full Council reflect the outcome of consultation following presentation of the budget proposals at Cabinet on the 4 January 2024.

The provisional funding settlement for 2024/25 was announced, on the 18 December 2023, followed by the final settlement on the 5 February 2024. This saw Revenue Support Grant increasing by 6.7% (CPI inflation). As anticipated the Council faced a budget shortfall and after delivering £156.9m of savings since 2009/10 further savings of £19.3m (including £1.7m one-off) are required in 2024/25.

The agreed strategy for 2024/25 to meet the savings requirement and to continue to invest in the area to support both the community and businesses is:

- An additional savings package delivering an additional £19.3m from general fund budgets;

- £5.9m additional net investment into Adult Social Care
- £7.6m additional net investment into Childrens Safeguarding
- A commitment to work with partner organisations to seek new solutions to deliver services to minimise the impact of cuts;
- To continue to deliver jobs and investments and provide additional income business rates, council tax and New Homes Bonus.

The decision was made to increase council tax by 4.99% for 2024/25, of which 2.0% relates to the Adult Social Care precept introduced by the Government in 2016/17. As a result, the Council Tax for Council Services in 2024/25 (Band B) was £1,195 per year (Band B is the typical band for Telford & Wrekin, Band D is £1,537). The Council had the lowest Council Tax out of all Councils areas in the Midlands region for the services which we provide.

2024/25 Net Revenue Budget - £m	
2024/25 Total Net Revenue Spend	157.296
Funded From:	
Government Grant (incl. RSG and Top Up)	18.279
Retained Business Rates (incl. S31 grant)	50.648
Council Tax	86.953
Collection Fund Deficit	1.416
Total Funding	157.296

Full Council approved the medium term financial strategy on the 29 February 2024 (available on the Council's web site).

G. ECONOMIC CONDITIONS – COST OF LIVING & INFLATION

Nationally Councils have continued to face extreme financial challenges in 2023/24 with high inflation, high energy costs, increases in interest rates and increasing demand for services partly fuelled by the cost-of-living crisis. Telford & Wrekin Council was not immune to these pressures, CPI peaked at 8.7% during 2023/24 and ended the year at 3.2%. There were impacts on costs across all services, including energy bills, care provider costs and transport costs, which were unknown when the budget was set. There was no additional government funding to meet cost pressures.

Despite the significant pressures faced during 2023/24 the Council ended the year within budget which is a clear demonstration of the exceptionally strong financial management and financial resilience which is embedded in the authority.

In addition to the General and Special Fund Balances, the Council has general contingencies of £5.909m in 2024/25 (£3.2m of which is ongoing) and £4.8m held centrally for inflation and pay awards in 2024/25. Further, there is a prudent level of reserves and provisions available to support the medium-term financial strategy including the uncommitted balance of £21.7m held in the Budget Strategy Reserve.

Ongoing pressures will be identified through regular financial monitoring reports presented to the Council's Senior Management Team and Cabinet throughout the year and mitigating actions will be taken to manage the delivery of services within resources available in 2024/25.

The Council approved a Cost-of-Living Strategy in October 2022 setting out plans to provide help and support to residents and businesses in the Borough. During the year, the cost-of-

living crisis has impacted on the demand for support locally, including increased applications for Discretionary Housing Payments, Emergency Welfare Assistance and Council Tax Hardship assistance. Support for residents included help with energy costs and food costs, freezing general council tax for 2023/24 and awarding a discount of up to £100 per household to every recipient of Council Tax Reduction, creating 35 warm and welcoming spaces throughout the borough. Support for businesses included energy grants and advice and the distribution of Small Business Rate Relief.

The Council continues to provide Cost of Living support with advice and guidance accessible via the web site: [Cost of living - Telford & Wrekin Council](#).

H. LOOKING AHEAD

The Council ended 2023/24 in a positive position, despite the significant financial pressures experienced during the year. This is a solid basis upon which to move into 2024/25 and demonstrates ongoing financial resilience.

The funding outlook for the medium term remains very uncertain but will clearly continue to be challenging, particularly in light of the current inflationary and demand pressures.

Despite 2023/24 being a challenging year, the Council has retained a prudent level of balances which will support the delivery of the medium-term Financial Strategy and support financial resilience in future years, as we will continue to feel the impacts of inflationary pressures in the economy, including cost inflation, interest rates and at the same time also face the uncertainties of potential changes to the local government funding system and increasing demand for services.

It is clear that the financial climate ahead will still be one of significant financial challenge.

I. BASIS OF PREPARATION

The Council prepares its Statement of Accounts on a going concern basis, under the assumption that it will continue to operate into the foreseeable future. Disclosures are included in the Statement of Accounts based on an assessment of their materiality. Local Authorities can only be discontinued under statute.

Group Accounts – The Council's wholly owned Housing Investment Company, NuPlace Ltd, was incorporated on 1 April 2015. These accounts consolidate the Council and NuPlace's financial statements for both 2022/23 and 2023/24. The accounts for 2023/24 include an increased number of transactions as NuPlace's trading continues to grow.

The Council has examined the relationship with other partners including West Mercia Energy (see Note 55 to the accounts) and has concluded that group accounts only need to be prepared in respect of NuPlace.

J. STATEMENT OF ACCOUNTS – EXPLANATORY OVERVIEW

The Statement of Accounts features the Expenditure and Funding Analysis, which does not form part of the Primary Statements and is included as a Note, and four Primary Statements reporting on the Council's core activities plus Group Accounts.

The Primary Statements include:

- the Comprehensive Income and Expenditure Statement;
- the Movement in Reserves Statement;
- the Balance Sheet; and
- the Cash Flow Statement.

The purpose of each is briefly described within this narrative report and they are followed by notes explaining the statements and any specific restatements required.

The main statements are supplemented by the Collection Fund Account, which receives all council tax and business rates income before passing this income to the Council, the Government, Shropshire Combined Fire Authority and the West Mercia Police & Crime Commissioner as appropriate.

The Council's accounts for the year 2023/24 are set out in the remainder of the report. They consist of:

- ... **The Expenditure and Funding Analysis (EFA)** – this is not one of the Primary Statements but is given prominence within the statement of accounts as the EFA shows how annual expenditure is used and funded from resources (government grants, rents, council tax and business rates) by the local authority in comparison with those resources consumed or earned by the authority in accordance with generally accepted accounting practices. It also shows how this expenditure is allocated for decision making purposes between the Council's services. Income and expenditure accounted for under generally accepted accounting practices is presented more fully in the Comprehensive Income and Expenditure Statement. The EFA shows an adjustment of £0.219m to move from an underspend of £0.015m to a surplus of £0.234m in the Comprehensive Income and Expenditure Statement. This adjustment reflects technical accounting requirements and does not alter the underlying position of £0.015m underspend reported in the Outturn Report to Cabinet.
- ... **The Comprehensive Income and Expenditure Account** - covering revenue income and expenditure during the year on all Council services. This statement reports on how the Authority performed financially during the year and whether its operations resulted in a surplus or deficit. This shows a surplus on the provision of services for the year of £0.234m (after technical accounting adjustments referred to above) compared with the outturn report which shows an underspend of £0.015m. The reasons for this difference relate to technical transactions required to put the accounts on an IFRS basis, including capital grants offset by losses on disposal of fixed assets, depreciation, Revenue Expenditure Financed from Capital Under Statute (REFCUS), impairments and pensions. **These technical accounting adjustments do not impact on either General Fund Balances or Council Tax.**
- ... **The Movement in Reserves Statement** - which brings together recognised movements in and out of Reserves including the General Fund Balance (which stands at £4.569m at 31st March 2024). This statement represents the Authority's net worth and shows its spending power. Reserves are analysed into two categories: useable and unusable.
- ... **The Balance Sheet** - this is a "snapshot" of the Authority's financial position which sets out the financial position of the Council on 31st March 2024 and shows net assets increasing by £60.376m Council to £420.96m at the end of the year.

- ... **The Cash Flow Statement** - summarises the inflows and outflows of cash arising from both revenue and capital transactions with third parties, analysing them into operating, investing and financing activities, and shows a net reduction in Cash and Cash Equivalents of £20.631m.
- ... **The Notes to the Core Financial Statements** - provide further information supporting the financial statements including the Statement of Accounting Policies and provide further detailed information on specific items.
- ... **The Collection Fund** – is the statutory account in which income from business rates and council tax is held temporarily, pending payment to the precepting authorities. There was an increase on the council tax fund balance of £0.464m for the year and the Council's share of the surplus was £2.289m at 31st March 2024. The localisation of business rates means that we also show similar information in respect of this. The business rates show a reduction in the deficit balance on the account for the year of £3.32m and the Council's share of the deficit was £1.627m at 31st March 2024.
- ... **Group Accounts** - consolidates the Council's accounts with those of NuPlace Ltd, the Council's wholly owned Housing Investment Company, to give an overall picture of the Council's activities.

These accounts are supported by the Statement of Responsibilities, which follows this narrative report.

K. FURTHER INFORMATION

Further information is contained in the Council's Medium Term Financial Strategy, which is available from the Corporate and Capital Finance Team, Darby House, Telford, (contact Pauline Harris on 01952 383701).

In addition, interested members of the public have a statutory right to inspect the accounts before the audit is completed. The availability of the accounts for inspection is advertised in the local press and on the Council's website.

Details of all purchases made by the Council costing over £100 are published on a monthly basis on the Council's web site.

The Councillor Code of Conduct requires that members notify the Council's Monitoring Officer of their financial and other interests, by completing a declaration of interests form. The register is open to inspection by the public and you can view copies of the [Declaration of Interest forms](#) on line from this page or they can be accessed from each individual Councillor's webpage and for further information, please contact Democratic Services on 01952 383211. Further information in relation to Information Governance is presented to the Council's Audit Committee which can be found via the Council's web site.

Michelle Brockway
Interim Director Finance and Human Resources
Chief Financial Officer

Statement of Responsibilities

The Council's Responsibilities

The Council is required to:

- make arrangements for the proper administration of its financial affairs and to secure that one of its officers has the responsibility for the administration of those affairs. In this Authority, that officer is the Interim Director: Finance, & Human Resources (Chief Financial Officer);
- manage its affairs to secure economic, efficient and effective use of resources, safeguard its assets and to approve the Statement of Accounts.

The Chief Finance Officer's Responsibilities

The Chief Finance Officer is responsible for the preparation of the Authority's Statement of Accounts which, in terms of the CIPFA Code of Practice on Local Authority Accounting in the United Kingdom ('the Code of Practice') is required to present a true and fair view of the financial position of the Authority at the accounting date and its income and expenditure for the year ended 31st March 2024.

In preparing this statement of accounts, the Chief Finance Officer has:

- selected suitable accounting policies and then applied them consistently;
- made judgements and estimates that were reasonable and prudent; and
- complied with the Code of Practice.

The Chief Finance Officer has also:

- kept proper accounting records which were up to date;
- taken reasonable steps for the prevention and detection of fraud and other irregularities; and
- signed the letter of representation for the External Auditor on completion of the Audit.

CERTIFICATE OF THE CHIEF FINANCE OFFICER

I hereby certify that the Statement of Accounts complies with the requirements of the Accounts and Audit Regulations 2015.

Michelle Brockway
Interim Director: Finance & H.R. (C.F.O.)
Dated: 29 May 2024

APPROVED BY AUDIT COMMITTEE

The Statement of Accounts was approved at a meeting of the Audit Committee.

Councillor Helena Morgan
Chair of Audit Committee
Dated: 29 May 2024



Telford & Wrekin
Co-operative Council

Protect, care and invest
to create a better borough

Annual Governance Statement

2023/24

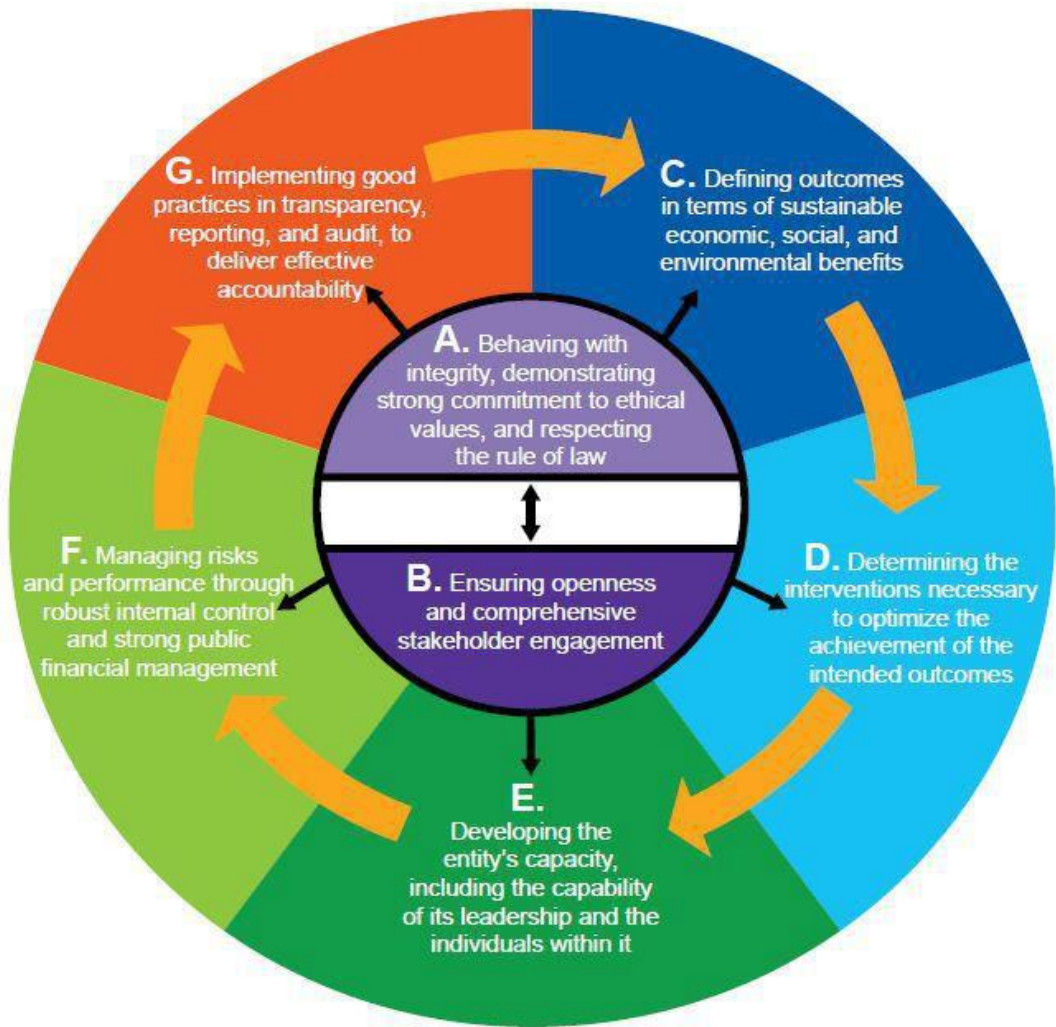


1. Introduction

1.1 Under the Accounts and Audit Regulations 2015 the Council is required to produce an Annual Governance Statement to accompany the Statement of Accounts which is approved by the Audit Committee.

The Annual Governance Statement outlines that the Council has been adhering to the Local Code of Corporate Governance, continually reviewing policies and procedures to maintain and demonstrate good corporate governance and that it has in place robust systems of internal control.

The Council has adopted the Code of Corporate Governance which is consistent with the principles of the CIPFA/SOLACE Framework – Delivering Good Governance in Local Government.



CIPFA's Principles of Good Governance

2. Standards of Governance

2.1 The Council expects all of its members, officers, partners and contractors to adhere to the highest standards of public service with particular reference to the employee and Members' Code of Conduct, Constitution, Corporate Vision, Priorities and Vision as well as applicable statutory requirements.

3. Scope of Responsibility

- 3.1 Telford & Wrekin Council is responsible for ensuring that its business is conducted in accordance with the law and proper standards. The Council needs to demonstrate that public money is safeguarded and properly accounted for and used economically, efficiently and effectively to secure continuous improvement.
- 3.2 To meet this responsibility, the Council puts in place proper governance arrangements for overseeing what it does including putting in place proper arrangements for the governance of its affairs including risk management, the requirements of regulations and ensuring the effective exercise of its functions. These arrangements are intended to make sure that the Council does the right things, in the right way, for the right people, in a timely, open and accountable manner. The Council takes into consideration all systems, processes, policies, cultures and values that direct and control the way in which we work and through which we account, engage and lead our communities.

4. The Governance Framework

- 4.1 The governance framework allows the Council to monitor how they are achieving their strategic aims and ambitions and how this contributes to the delivery of its vision, priorities and values:



- 4.2 The system of internal control is a significant part of that framework and is designed to manage risk to a reasonable level. It cannot eliminate all risk of failure to achieve priorities and objectives and can therefore only provide reasonable and not absolute assurance of effectiveness. The system of internal control is based on an on-going process designed to appropriately identify, quantify and manage the risks to the achievement of the Council's priorities, objectives and policies.

5. Review of Effectiveness

- 5.1 Telford & Wrekin Council has responsibility for conducting, at least annually, a review of the effectiveness of the governance arrangements including the system of internal control. The review of the effectiveness is informed by:-



5.2 The Council has faced continued challenges during 2023/24 particularly in respect to the ongoing financial constraints it is working within coupled with rising costs that has been experienced nationally. The Council has met this challenge and continues to deliver services against the backdrop of realising considerable savings.

5.3 The Council recognises the ongoing importance of information governance and formalised its Information Governance Framework. The main focus of the Information Governance Team in 2023/24 has been to:

- Ensure the Council's continued compliance with the requirements of the UK Data Protection Act/UK General Data Protection Regulations (GDPR) 2018
- Updating relevant training, policies and procedures
- Managing risks associated with the implementation of new systems
- Facilitating appropriate and secure information sharing where there is a legal basis to do so
- Support on the prevention and investigation of data breaches

In addition, the Information Governance Team supported the implementation of a new secure email system called Zivver. This system will help reduce data incidents relating to email use.

The Information Governance Team has continued to report to the Audit Committee and Senior Management Team during the year including information on responses to information rights requests and data security breaches. During 2023/24 no enforcement action has been taken by the

Information Commissioner's Office (ICO) against the Council in respect to data breaches.

- 5.4 The Chief Executive, Executive Directors, Directors and Service Delivery Managers have signed annual assurance certificates confirming that the governance framework has been operating within their areas of responsibility, subject to the actions outlined in Annex 1. Internal Audit plan to undertake sample testing of completed certificates to provide additional assurance that adequate controls/risk management measures have been operating in 2023/24.
- 5.5 The Accounts and Audit Regulations 2015 require a review of the effectiveness of the system of internal control. This review is informed by the work of Internal Audit, management, other internal assurance services and the External Auditors' review. The Internal Audit Annual Report 2023/2024 will set out the Internal Audit opinion.
- 5.6 The Council has been advised on the implications of the review of the effectiveness of the governance framework by Cabinet, Standards Committee, Audit Committee, Scrutiny, Senior Managers, Internal Audit and external review. The Chief Internal Auditor concludes that the review of the governance arrangements **provides a reasonable level of assurance** that these arrangements continue to be regarded as fit for purpose in accordance with the governance framework.

Internal Audit Work

One of Internal Audits key objectives, as detailed in the Internal Audit Charter is *'To review the effectiveness of the governance, risk management and control processes of the Council to aid improvement, provide a level of assurance and an opinion on them to the Council.'*

The work of Internal Audit is based on risk and the scope of each audit assignment, as a minimum, includes assessment of the governance, risk management and control arrangements put in place by management.

Despite some resource challenges, Internal Audit work have completed 90% (22/23 - 82%) of the revised risk based Annual Internal Audit Plan.

Internal Audit have ensured the Chair/Audit Committee and Senior Management Team have been kept informed of audit resource/work throughout the year.

Other Sources of Assurance

As stated above, reliance has been placed on other sources of assurance in 2023/24 with respect to the Chief Internal Auditors opinion. Other sources of assurance have been obtained from in year activity but also by reflecting on past opinions and the basis of these.

2023/24 has seen the Council consistently recognised as a well performing Council by a number of external bodies. Below is a summary of the recognition received.

- CQC inspection of special educational needs and/or disabilities (SEND) services – the outcome stated that Telford & Wrekin Council's services typically lead to positive experiences and outcomes for children and young people with SEND and that the local area partnership is taking action where improvements are needed. This was the highest possible outcome.
- Customer Contact Centre won the Best Efficiency and Transformation APSE national award.
- Telford was awarded Tree City of the World status by the United Nations for forestry practices.
- The Council were awarded a record six Green Flags for its borough's parks and green spaces.
- The Council are ranked in the top 10 of the Green Cities of England index

In addition, assurance has been provided by the following:

- Telford & Wrekin Council has a sound track record in respect to how it is run. This is important to note and is reflected in the 2021/22 audit opinion given and expected 2022/23 audit opinion as briefed by the External Auditors.

It is noted that there has been a delay in signing off the 2021/22 and 2022/23 accounts due to the External Auditor's resourcing challenges. This is a national issue and is no reflection on the standard and/or accuracy of the Council's financial statements for these years.

- General risk management identifies 'likelihood' as a key determinant of the level of risk associated with an action/entity. Given that the Councils track record demonstrates strong governance arrangements and sound financial management, the likelihood of this changing considerably in the space of 12 months is relatively low.
- Other examples of assurance obtained in year include:
 - Regular internal quality monitoring activity across many services
 - Family model peer review
 - Regular benchmarking undertaken in Adult Social Care
 - Legal Services Lexcel accreditation
 - Completion of statutory returns, VAT returns, and grant claims, etc.
 - Regular IT penetration testing and security auditing
 - Completion of performance development discussions with staff
 - Regular performance, contract and financial monitoring
 - Completion of required learning mandatory training
 - Inspection by the Investigatory Powers Commissioner's Office
 - Scrutiny reviews
 - Performance dashboards and OFLOG analysis of Council performance
 - IITCSE recommendation implementation and further assessment by independent chair
 - Regular financial reporting to SMT and Cabinet

Assurance obtained by reflecting on the past 3 years includes:

- The Chief Internal Auditors opinion has been that there a reasonable level of assurance that the governance arrangements continue to be regarded as fit for purpose in accordance with the governance framework.
- The External Auditor has stated that:
 - Final accounts have been produced on time and in line with best practice
 - An unqualified opinion has been given in the financial statements audited
 - Financial statements comply with statutory requirements
 - Financial statements give a true and fair view of the Councils financial position
 - Proper arrangements are in place for securing economy, efficiency and effectiveness in its use of resources

In the Chief Internal Auditors opinion, the above assurance activity reflects that sound governance arrangements are in place as a number of the points above would not have been possible without adequate governance foundations being in place and embedded.

There has been no significant instances of fraud, poor risk management, poor financial management, etc. that would lead the Chief Internal Auditor to believe poor governance practices have been in place.

However, as part of the AGS certification process, there have been areas identified that do require development. Attached as Annex 1 is an agreed action plan to address these areas for development and ensure continuous improvement.

- 5.7 Issues from the previous action plan (2022/23) that have been addressed or mainstreamed have been deleted and those that continue to be addressed are included in 2023/24 action plan.
- 5.8 The Senior Management Team has monitored implementation of the 2022/23 actions and reported back to the Audit Committee in January 2024.
- 5.9 Detailed below is a statement explaining how the Council has complied with the Code of Corporate Governance and meets the requirements of the Accounts and Audit Regulations 2015 and CIPFA Code on the Principles of Good Governance.
- 5.10 Behaving with integrity, demonstrating strong commitment to ethical values and respecting the rule of the law.**
 - 5.10.1 Members and officers, in the main, recognise the importance of compliance with the Constitution, specifically Financial and Contract Rules; Procurement Regulations, Scheme of Delegation, Codes of Conduct and Gifts & Hospitality Policy. However, some improvements are needed in this area and recommendations have been included in the 2023/24 AGS action plan.

- 5.10.2 There is ongoing training, both classroom based and via the on-line learning platform (OLLIE) for Codes of Conduct, Equality Awareness, Leadership & Governance and Contract Procedure Rules/Procurement.
- 5.10.3 The Council has an Anti-Fraud & Corruption Policy, supported by the Whistleblowing (Speak Up) Policy, encouraging internal referrals. The Council has a zero-tolerance policy in relation to fraud and corruption and it is service management's responsibility to ensure there are adequate controls in their areas to ensure the opportunities for fraud are minimised. It is everyone's responsibility to report suspicions and the Whistleblowing (Speak Up) Policy supports this internally. Internal Audit along with the Investigations Team undertakes proactive fraud work based on a fraud risk register and/or other intelligence. Other specific anti-fraud and corruption activities are undertaken by Trading Standards. An annual report on anti-fraud and corruption activities and an update to the Anti-Fraud & Corruption Policy and Whistleblowing (Speak Up) Policy is presented to the Audit Committee.
- 5.10.4 Officers comply with their professional organisations' codes of conduct when delivering services.
- 5.10.5 All Internal Audit reviews consist of an ethics questionnaire that is sent to a sample of staff in specific teams to demonstrate their understanding of key corporate policies. Ethic questionnaire findings have been shared when discussing individual audits with relevant Service Delivery Managers and Directors and taken to SMT as part of reporting corporate recommendations. Identified improvements required highlighted from findings from the ethics work have been included in the 2023/24 AGS action plan.
- 5.10.6 There are both internal and external reviews in social care to monitor compliance with the law, e.g. the Care Act, Deprivation of Liberties, Safeguarding and the Mental Health Act.
- 5.10.7 Human Resource and recruitment policies and processes ensure the Council is fully compliant with employment law. Annual audits are undertaken in these areas and ongoing checks take place to ensure compliance with IR35 legislation.
- 5.10.8 Senior officers meet regularly and work closely with Members to ensure that they understand and can undertake their respective roles effectively and legally.
- 5.10.9 The Cabinet monitors the effectiveness of the governance framework through the consideration of regular service and financial management information reports from senior management. Individual Cabinet Members receive regular feedback from senior officers in respect to their areas of responsibility on the progress of priorities and objectives. Issues of strategic and corporate importance are referred to Cabinet.
- 5.10.10 Statutory responsibilities across the Council are discharged openly and proactively, examples include having key statutory officers in place, i.e. Head of Paid Service, Data Protection Officer, Section 151 Officer, Monitoring Officer, Director of Children Services, Director of Adult Social Services, Director of Public Health and Scrutiny Officer.

5.11 Ensuring openness and comprehensive stakeholder engagement

- 5.11.1 The Executive Director for Housing, Communities & Customer Services is leading on the development of a new 10 year vision for the Borough that is being developed with key strategic partners. Development work is progressing including resident and partner engagement.
- 5.11.2 The Council actively contributes to, and collaborates with, partners to promote good governance and achieve the delivery of outcomes through increased joint working. The Council is a member of a number of sub regional partnerships and groups. Many of our services are delivered in partnership with other organisations such as West Mercia Energy, Town and Parish Councils, voluntary groups, etc.
- 5.11.3 Regular meetings take place between Children Safeguarding and key partner agencies such as the police, Telford & Wrekin CCG, Education and Health.
- 5.11.4 All Council services feed into transparent reporting processes through council committee meetings and this is further supported by the transparency agenda.
- 5.11.5 Annually the public is consulted on the budget for the forthcoming year.
- 5.11.6 There is regular engagement between Public Health, Telford & Wrekin Clinical Commissioning Group (CCG) and Social Care for the future provision of services.
- 5.11.7 The Scrutiny provision has looked at the development of policy, the decision-making process and areas of concern. The subject areas for review will be informed by community engagement, direct feedback to members from within the community, the results of review and inspection (both external and internal) and areas of policy being developed by the Council.

5.12 Defining outcomes in terms of sustainable economic, social and environmental benefits.

- 5.12.1 The Council Plan was refreshed in 2022. The plan identifies 5 priorities to deliver the Council's organisational vision to 'Protect, Care and Invest to Create a Better Borough'. The Council continues to develop commercial projects to generate income to invest in front line services to mitigate the impact of Government cuts and uncertainty over Government funding.
- 5.12.2 Digital transformation and changes in the way we work are intrinsic to the Council's service delivery model.
- 5.12.3 The Telford & Wrekin Local Plan sets out the Council's vision and strategy for the physical planning of the borough up to 2031. The Council are currently undertaking a review of the Local Plan and have recently completed the Draft Plan consultation exercise. A further period of engagement will be undertaken prior to the plan being submitted to the Government's Planning Inspectorate for independent examination.

- 5.12.4 All service areas have their own service plans which details how they intend to deliver their service for the coming year and the risks they face. These plans encompass identifying barriers to service objectives being met.
- 5.12.5 The Council has a commercial strategy / investment strategy that demonstrates clear visions, objectives and outcomes. This includes financial, economic, social and environmental issues.
- 5.12.6 The Councils economic growth strategy supports and drives increased economic productivity.
- 5.12.7 The financial strategy sets out the short and long-term implications for service delivery across the Council. The Service & Financial Planning reports include various papers to Cabinet regarding the budget and sets out short/ medium and long-term implications, including the capital strategy and saving strategy.
- 5.12.8 Adult Social Services, in respect of financial management and the implementation of the cost improvement plan, have continued to provide updates during the year to SMT and Members.
- 5.12.9 All Council reports to Members show relevant financial implications and risk.
- 5.12.10 Implementation of the ICT Strategy has continued, including infrastructure upgrades, the ongoing roll-out of Office 365/applications and further security improvements particularly in response to spam, phishing/ whaling and ransomware threats.
- 5.12.11 The Council has implemented a number of climate actions which contribute to its aim of becoming carbon neutral by 2030 and its commitment to remove single use plastics from the Council's operations and activities by 2023.

Tackling climate change is one of the five priorities set out in the current Council Plan. Throughout its partnerships, the Council is also playing its part in helping the wider borough to achieve the same targets the Council has set for itself.

Key actions have included:

- The Council has achieved an overall reduction of 60% in CO2 emissions from a baseline of 2018/19
- Reduction of 14% in gas usage across the Council's operational estate
- The Office of Zero Emission Vehicles (OZEV) awarded the Council £683,370 from the On-Street Residential Charge Point fund for the installation of 70 EV charge points across 21 Council car parks
- OZEV award of £1,020,000 to increase the number of on-street EV charge points
- An additional 6 electric vehicles have been purchased
- Publication of the Council's Climate Change Supplementary Planning Document.

5.13 Determining the interventions necessary to optimise the achievement of the intended outcome.

5.13.1 The 2022/23 Service & Financial Strategy including the Treasury Management Plan are aligned to the refreshed Council Plan – setting out how our financial resources will deliver the Council vision and priorities.

5.13.2 Budget plans are produced for all service areas for planning purposes. Budget consultation is undertaken annually with Council Members and members of the public.

5.14 Developing the Council's capacity, including the capability of its leadership and the individuals within it.

5.14.1 The Workforce Strategy was approved in 2021 and is available to all employees on our intranet. The strategy has 5 priorities which were informed by the results of the employee survey and consists of the following priorities:

- Our workforce will have the skills and abilities to deliver our priorities and will have the opportunity to further develop
- Our managers will be leaders and will empower staff to deliver our priorities
- Our organisation will be more diverse and inclusive offering a voice and fair treatment for all
- Our workplace will be healthy and we will support our employee's wellbeing
- Our employment package will be attractive that offers (and will offer) fair terms and conditions

Work is underway to review and refresh the current workforce strategy to be launched in 2024. An employee survey will also be undertaken in Autumn 2024.

5.14.2 Officers understand their respective roles and these are set out in job descriptions. The Constitution, Scheme of Delegation and Contract Procedure Rules clearly shows roles and responsibilities, specifically with regard to delegation and authorisation.

5.14.3 There are various training methods available to staff such as mentoring, Ollie (On-line learning platform) and virtual face to face. A new leadership and management programme launched in January 2022 for the SMT cohort. The SDM cohort launched in May 2022 and in the autumn for Team Leaders. Work is also underway to work with Directors to look at opportunities for apprenticeships in their areas to meet service needs, this includes upskill as well as new recruits.

5.14.4 Other support includes CPD sessions, team meetings and ongoing 1:2:1s, however results of the ethics questionnaires have demonstrated that a small number of staff still do not have regular 1:2:1 supervision meetings.

5.14.5 Members receive an induction session and annual training with regard to the Treasury Management Strategy and other training relevant to their position. All Members and staff have had the opportunity to undertake training on General Data Protection Regulations (GDPR) / Data Protection Act (DPA) 2018 legislation. There is also online training available to all staff on GDPR/DPA 18 Requirements.

5.14.6 The action plan at Appendix A of this statement detail issues highlighted from the results of the annual governance certification process

5.15 The Council continues to manage risks and performance through robust internal control and strong public financial management.

5.15.1 Risk management is an integral part of good management and corporate governance and is therefore at the heart of what we do. Our approach to managing risk is explained in our Risk Management Strategy. The Strategic Risk Register is reviewed by SMT and considered by Audit Committee, as a minimum, 4 times a year.

5.15.2 Updated governance on risk management was agreed and introduced in 2023/24. This included a new Risk Management Framework, Risk Management Strategy (approved by the Audit Committee) and Risk Management Policy.

5.15.2 The Internal Audit plan is informed by the Council's service and financial planning processes, strategic risk register, external inspection reports, external networking intelligence, comments from Senior Management and their opinion of the current state of the governance risk and internal control arrangements.

5.15.3 During 2023/24 the Internal Audit team achieved 90% of their revised planned work and this has been used, in part, with the relevant output from unplanned work to help form their opinion on the adequacy and effectiveness of the Council's governance, risk management and internal control framework.

All recommendations made in audit reports show a risk category which is used to inform the overall grading of the report.

5.15.4 The Chief Internal Auditor has undertaken checks on the work of Internal Audit as part of the Quality Assurance Improvement Program. A small number of minor issues have been identified through these checks and have been fed back to the Internal Audit Team to assist in their continuous improvement.

5.15.5 Internal Audit report to the Audit Committee 4 times a year. The Audit Committee has asked for additional information during the year to provide assurance on the management of risks and implementation of recommendations. The Audit Committee have also approved the Internal Audit Charter for 2023/24.

5.15.6 Large projects include the maintenance of a project risk register; this is an ongoing working document that is amended throughout the project. Where personal data is processed, projects also include the completion of Data Protection Impact Assessments.

5.15.7 The Council has adopted the CIPFA code of practice for managing the risk of fraud and corruption and this has been reflected in our updated Anti-Fraud & Corruption Policy and Whistleblowing (Speak Up) Policy.

5.15.8 Services report regularly to Council committees such as Audit Committee, Planning, Licensing, Cabinet etc. These reports detail any impact assessment, including risk and opportunity. Financial decisions are reported to Cabinet, full

Council and Audit Committee, who often challenge to ensure appropriate financial management and to demonstrate transparency.

- 5.15.9 Financial Regulations set out our financial management framework for ensuring we make the best use of the money we have available. Financial roles and responsibilities are clearly shown in the Financial Regulations and it provides a framework for financial decision-making.
- 5.15.10 The Treasury Management Strategy and regular updates on treasury matters are provided to Audit Committee. This information clearly show investments, loans, and the financial position of the Council. The Council's Treasury Management advisors are Link Treasury Services.
- 5.15.11 The Council's financial strategy identifies the short term budget plan and long term aspirational plan linked to the corporate plan to be a self-sustaining council.
- 5.15.12 The Council complies with the Principles and Standards set out in the CIPFA Financial Management Code appropriately and proportionately demonstrating sound financial management and providing the expected assurance.
- 5.15.13 The Council's External Auditors have not completed their report for 2022/23. However, the S151 Officer and Audit & Governance Lead Manager (Chief Internal Auditor) have met with External Auditors periodically throughout 2023/24 and the External Auditors have commented that they do not expect to report any problems with the final accounts.

Therefore, the expectation is that the External Auditors opinion will mirror the opinion for 2020/21 which stated:

"Value for Money conclusion - Based on the work we performed to address the significant risk we identified, we are satisfied that the Council has proper arrangements for securing economy, efficiency, and effectiveness in its use of resources"

An unqualified audit opinion was, once again, received by the Council in respect of 2021/22.

- 5.15.14 The Council has continued to make savings in the light of ongoing financial pressures. £156.9m of ongoing savings will have been delivered by the end of 2023/24 with a further £15.8m to be delivered by the end of 2024/25. Forecasts of the level of savings that will be required from April 2025 onwards are very difficult to make in the absence of any Government funding settlement information beyond the 31 March 2025.

The Government have stated that there will be no changes to the local government finance system until after the next general election which means it is likely that local government will yet again receive a one year funding settlement for 2025/26. The Council will continue to face a very challenging financial outlook for the foreseeable future.

5.16 Implement good practices in transparency, reporting and audit to deliver effective accountability

- 5.16.1 As a public body we endeavour to be open and transparent in our activities and reporting. Council and committee agendas, reports and minutes are published on our corporate website to demonstrate decisions made. The Council undertake public consultation on areas such as the budget. We publish expenditure over £100 on our website, as part of the transparency agenda.
- 5.16.2 The Audit Committee has responsibility for internal and external audit matters, the Council's arrangements for corporate governance and risk management.
- 5.16.3 In 2023/24, Telford and Wrekin Council continued to be the lead authority for the West Midlands Audit Committee Chairs Forum (WMACCF). The Council's Chairperson of the Audit Committee is also the Chairperson of the WMACCF. The WMACCF is sponsored by the Local Government Association and is a forum where Audit Committee Chair's from across the West Midlands meet to share good practice.
- 5.16.4 The Audit Committee terms of reference also incorporate the review and monitoring of the Council's Treasury Management arrangements. Members of the Committee are kept up to date through awareness training on factors that influence/affect delivery of the strategy and during the year were provided with an update on these matters by Link Treasury Services, the Council's Treasury Management advisors.
- 5.16.5 There are various committees, all with their own terms of reference and areas of responsibility, i.e. Licensing Committee, Planning Committee, and there are elected members who are responsible for service areas within the Council.
- 5.16.6 Arrangements are in place to ensure Internal Audit fully complies with the Public Sector Internal Audit Standards (PSIAS). A self-assessment of the Internal Audit function against the requirements of the PSIAS was undertaken in 2021/22 and is due to be repeated in 2024/25.
- 5.16.7 The Internal Audit plan is developed using a risk-based approach taking into consideration the Strategic Risk Register, Service Plans and other audit intelligence. Audit recommendations made are communicated to relevant Service Delivery Managers and relevant Senior Management representatives for consideration and implementation of recommendations. Internal Audit will share best practice in the duty of their work. The Audit plan is reviewed regularly to ensure it is still relevant and any changes made are reported to the Audit Committee.
- 5.16.8 The Council's Communication Team works with Officers and Members to ensure key messages are easy to understand and in accessible formats to meet the diverse needs of our borough.
- 5.16.9 The Council's performance management framework is monitored by the Senior Management Team and has procedures in place that drive continuous improvement in performance. More robust reporting has taken place during 2023/24.

5.16.10 The Council has identified lessons learnt from corporate complaints and complaints made to the Local Government Ombudsman and implemented measures accordingly.

	Signed	Dated
David Sidaway Chief Executive		17/05/2024
Cllr Shaun Davies Leader of the Council		17/05/2024
Cllr Helena Morgan Chair of Audit Committee		

AGS ACTION PLAN FOR 2022/23 FOR IMPLEMENTATION DURING 2023/24

No	Findings	Actions	Lead Officers	Additional comments
1.	<p>Ongoing savings proposals, budget constraints and continued strategic management of organisation changes.</p> <p><i>Ongoing from previous AGS</i></p>	<p>Continued management/reduction of budgets, revised structures and commercial/business approach which links to the continued development and implementation of revised governance framework.</p> <p>Further consultations on future savings where necessary.</p>	<ul style="list-style-type: none"> • Chief Executive • SMT 	
2.	<p>All internal audits consist of an ethics questionnaire that is sent to a sample of staff in the team/areas being audited to demonstrate their understanding of corporate policies and whether staff feel supported.</p> <p>In a small number responses returned, it was noted that:</p> <ul style="list-style-type: none"> • Some staff had not completed their essential learning, and • Some staff could have a better awareness of some corporate policies. 	<p>Reports to SMT detailing levels of essential learning completion to continue.</p> <p>Investigation Team to re-publicise fraud related training on OLLIE and will monitor levels of completion.</p>	<ul style="list-style-type: none"> • SMT/SDM • Policy & Development Manager • Audit & Governance Lead Manager 	

No	Findings	Actions	Lead Officers	Additional comments
	These findings have been shared when discussing individual audit reports with relevant SDM's and Directors and taken to SMT as part of reporting corporate recommendations.			
3.	<p>The results of the annual governance certification process highlighted that there had been some reduction in the numbers of appropriately skilled staff in some service areas although some areas had identified ways to address and overcome this. Recruitment of staff in local government, particularly in some professions, has proven challenging for some years and this has resulted in potential single points of failure or the use of temporary staff.</p> <p>It was clear, however, that Service Delivery Managers are aware of these challenges and, largely, were putting measures in place to address any capacity challenges utilising the workforce planning process to do so. In addition, some areas were looking to utilise the apprenticeship scheme to upskill existing staff in order to address the reduction of skilled staff.</p>	<p>The Council has a number of initiatives in place including service and workforce planning, apprenticeship scheme, etc to support managers in addressing any areas of concern. These measures have been in place for some years as a response to the recruitment challenges facing the local government sector with particular success in use of the apprenticeship scheme to upskill existing staff to fill critical roles.</p> <p>The Organisational Development Team have introduced new Leadership & Management training and learning programme for all staff (from Team Leaders to Senior Management Team) who have any management responsibility to further support their development and to enable some resilience planning within the Council. This course commenced in 2023 and is continuing throughout 2024.</p> <p>Additional recruiting measures being used via social media platforms with more straightforward application processes being adopted in areas of high volume.</p>	<ul style="list-style-type: none"> • Chief Executive • Director of Finance & Human Resources • Policy & Development Manager 	

No	Findings	Actions	Lead Officers	Additional comments
	<i>Ongoing from previous AGS</i>	<p>The Skills and Apprenticeship Show was also utilised to support recruitment into roles with high staff numbers such as catering and cleaning.</p> <p>Continued improvements to recruitment materials and recruitment processes to remove any barriers to potential applicants.</p>		

Independent auditor's report to the members of Telford & Wrekin Council

(Page left intentional blank)

**2023/24
EXPENDITURE & FUNDING
ANALYSIS AND
ACCOMPANYING NOTES**

Expenditure & Funding Analysis

The EFA is not a Primary Financial Statement and as such should be treated as a note to the accounts. Further details of adjustments between the funding and the accounting basis are contained in the note to the EFA. The Expenditure and Funding Analysis (EFA) shows how annual expenditure is used and funded from resources (government grants, rents, council tax and business rates) by the local authority in comparison with those resources consumed or earned by the authority in accordance with generally accepted accounting practices. It also shows how this expenditure is allocated for decision making purposes between the council's services. Income and expenditure accounted for under generally accepted accounting practices is presented more fully in the Comprehensive Income and Expenditure Statement.

2022/23				2023/24		
Net Expenditure Chargeable to the General Fund Balance	Adjustments Between the Funding and Accounting Basis	Net Expenditure in the Comprehensive Income & Expenditure Statement	SERVICE	Net Expenditure Chargeable to the General Fund Balance	Adjustments Between the Funding and Accounting Basis	Net Expenditure in the Comprehensive Income & Expenditure Statement
£000	£000	£000		£000	£000	£000
61,858	768	62,626	Adult Social Care	74,055	(1,731)	72,324
46,493	(431)	46,062	Children's Safeguarding & Family Support	49,733	(3,851)	45,882
2,421	8,673	11,094	Communities, Customer & Commercial Services	2,127	4,786	6,913
(28)	1,243	1,215	Corporate Communications	(28)	884	856
(11,615)	132	(11,483)	Council Wide	(21,301)	7,790	(13,511)
8,820	2,143	10,963	Education & Skills	7,337	2,214	9,551
9,172	9,011	18,183	Finance & Human Resources	13,037	5,410	18,447
1,857	472	2,329	Health & Wellbeing	1,614	(369)	1,245
2,204	4,549	6,753	Housing, Employment & Infrastructure	1,776	3,763	5,539
25,919	1,538	27,457	Neighbourhood & Enforcement Services	26,297	7,093	33,390
791	6,560	7,351	Policy & Governance	564	5,352	5,916
(12,649)	23,244	10,595	Prosperity & Investment	(8,811)	16,141	7,330
135,243	57,902	193,145	Net Cost Of Services	146,400	47,482	193,882
(135,255)	(19,453)	(154,708)	Other Income & Expenditure	(146,415)	(47,701)	(194,116)
(12)	38,449	38,437	(Surplus) or Deficit	(15)	(219)	(234)
5,106			Opening General Fund Balance	4,721		
12			Surplus or (Deficit) for year	15		
(397)			Other approved uses	(167)		
4,721			Closing General Fund Balance	4,569		

Expenditure & Funding Analysis Notes

1. Adjustments between funding and accounting basis

2023/24

	Net Expenditure Chargeable to the General Fund Balance	Adjustments for Capital Purposes	Net Change for the Pensions Adjustments	Other* Adjustments	Total Adjustments	Net Expenditure in the Comprehensive Income and Expenditure Statement
	£000	£000	£000	£000	£000	£000
Adult Social Care	74,055	294	0	(2,025)	(1,731)	72,324
Children's Safeguarding & Family Support	49,733	142	0	(3,993)	(3,851)	45,882
Communities, Customer & Commercial Services	2,127	3,038	0	1,748	4,786	6,913
Corporate Communications	(28)	7	0	877	884	856
Council Wide	(21,301)	1,444	186	6,160	7,790	(13,511)
Education & Skills	7,337	9,675	0	(7,461)	2,214	9,551
Finance & Human Resources	13,037	40	0	5,370	5,410	18,447
Health & Wellbeing	1,614	0	0	(369)	(369)	1,245
Housing, Employment & Infrastructure	1,776	5,093	0	(1,330)	3,763	5,539
Neighbourhood & Enforcement Services	26,297	8,456	0	(1,363)	7,093	33,390
Policy & Governance	564	13	0	5,339	5,352	5,916
Prosperity & Investment	(8,811)	12,703	0	3,438	16,141	7,330
Net Cost of Services	146,400	40,905	186	6,391	47,482	193,882
Other Income & Expenditure	(146,415)	(58,950)	3,364	7,885	(47,701)	(194,116)
(Surplus) or deficit on provision of services	(15)	(18,045)	3,550	14,276	(219)	(234)

* - Other Adjustments include technical adjustments for MRP, accumulated absences, revenue grants and movement in reserves.

2022/23

	Net Expenditure Chargeable to the General Fund Balance	Adjustments for Capital Purposes	Net Change for the Pensions Adjustments	Other Adjustments	Total Adjustments	Net Expenditure in the Comprehensive Income and Expenditure Statement
	£000	£000	£000	£000	£000	£000
Adult Social Care	61,858	(17)	0	785	768	62,626
Children's Safeguarding & Family Support	46,493	(138)	0	(293)	(431)	46,062
Communities, Customer & Commercial Services	2,421	3,302	0	5,371	8,673	11,094
Corporate Communications	(28)	28	0	1,215	1,243	1,215
Council Wide	(11,615)	3,491	20,817	(24,176)	132	(11,483)
Education & Skills	8,820	6,163	0	(4,020)	2,143	10,963
Finance & Human Resources	9,172	40	0	8,971	9,011	18,183
Health & Wellbeing	1,857	0	0	472	472	2,329
Housing, Employment & Infrastructure	2,204	4,687	0	(138)	4,549	6,753
Neighbourhood & Enforcement Services	25,919	6,930	0	(5,392)	1,538	27,457
Policy & Governance	791	28	0	6,532	6,560	7,351
Prosperity & Investment	(12,649)	8,527	0	14,717	23,244	10,595
Net Cost of Services	135,243	33,041	20,817	4,044	57,902	193,145
Other Income & Expenditure	(135,255)	(38,702)	10,077	9,172	(19,453)	(154,708)
(Surplus) or deficit on provision of services	(12)	(5,661)	30,894	13,216	38,449	38,437

Adjustments for Capital Purposes

Adjustments for capital purposes – this column adds in depreciation and impairment and revaluation gains and losses in the services line, and for:

- Other operating expenditure – adjusts for capital disposals with a transfer of income on disposal of assets and the amounts written off for those assets.
- Financing and investment income and expenditure – the statutory charges for capital financing i.e. Minimum Revenue Provision and other revenue contributions are deducted from other income and expenditure as these are not chargeable under generally accepted accounting practices.
- Taxation and non-specific grant income and expenditure – capital grants are adjusted for income not chargeable under generally accepted accounting practices. Revenue grants are adjusted from those receivable in the year to those receivable without conditions or for which conditions were satisfied throughout the year. The Taxation and Non-specific Grant Income and Expenditure line is credited with capital grants receivable in the year without conditions or for which conditions were satisfied in the year.

Net Change for the Pensions Adjustments

Net change for the removal of pension contributions and the addition of IAS 19 Employee Benefits pension related expenditure and income:

- For services this represents the removal of the employer pension contributions made by the authority as allowed by statute and the replacement with current service costs and past service costs.
- For Financing and investment income and expenditure – the net interest on the defined benefit liability is charged to the CIES.

Other Adjustments

Other Statutory Adjustments

Other statutory adjustments between amounts debited/credited to the Comprehensive Income and Expenditure Statement and amounts payable/receivable to be recognised under statute:

- For Financing and investment income and expenditure the other statutory adjustments column recognises adjustments to the General Fund for the timing differences for premiums and discounts.
- The charge under Taxation and non-specific grant income and expenditure represents the difference between what is chargeable under statutory regulations for council tax and NDR that was projected to be received at the start of the year and the income recognised under generally accepted accounting practices in the Code. This is a timing difference as any difference will be brought forward in future surpluses or deficits on the Collection Fund.

Other Non-statutory Adjustments

Other non-statutory adjustments represent amounts debited/credited to service segments which need to be adjusted against the 'Other income and expenditure from the Expenditure and Funding Analysis' line to comply with the presentational requirements in the Comprehensive Income and Expenditure Statement:

- For financing and investment income and expenditure the other non-statutory adjustments column recognises adjustments to service segments, e.g. for interest income and expenditure and changes in the fair values of investment properties.
- For taxation and non-specific grant income and expenditure the other non-statutory adjustments column recognises adjustments to service segments, e.g. for unringfenced government grants.

Reconciliation of Adjustments between Funding Basis to Accounting Basis under Regulation

	2022/23 £000	2023/24 £000
Adjustments between Accounting Basis and Funding Basis under Regulation as Reported in note 14	20,448	(21,088)
Movement in Earmarked Reserves (see note 29)	18,103	19,091
Movement in School Balances (see note 29)	(504)	1,653
Movement in Revenue Grants unapplied and Other Balances (see note 29)	1	(42)
Approved use of reserve	397	167
Adjustments between Accounting Basis and Funding Basis under Regulation as Reported in EFA	38,445	(219)

2. Segmental Income

Within the Net Expenditure Chargeable to the General Fund Balance are items of income which have been credited to services areas, including service specific grants and sales, fees and charges.

	2022/23 £000	2023/24 £000
Adult Social Care	42,519	45,030
Children's Safeguarding & Family Support	8,751	14,369
Communities, Customer & Commercial Services	75,686	78,594
Corporate Communications	47	39
Council Wide	16,874	20,671
Education & Skills	136,106	145,315
Finance & Human Resources	7,023	4,323
Health& Wellbeing	10,530	10,534
Housing, Employment & Infrastructure	4,342	5,378
Neighbourhood & Enforcement Services	15,391	13,463
Policy & Governance	910	1,348
Prosperity & Investment	20,629	21,336
Net Cost of Services	338,808	360,400

**2023/24
CORE FINANCIAL STATEMENTS
AND
ACCOMPANYING NOTES**

Comprehensive Income and Expenditure Account

This statement shows the accounting cost in the year of providing services in accordance with generally accepted accounting practices, rather than the amount to be funded from taxation. Authorities raise taxation to cover expenditure in accordance with regulations; this may be different from the accounting cost. The taxation position is shown in the Expenditure & Funding Analysis.

SERVICE	2022/23			2023/24		
	Gross Expenditure £000	Income £000	Net Expenditure £000	Gross Expenditure £000	Income £000	Net Expenditure £000
Adult Social Care	105,145	42,519	62,626	117,354	45,030	72,324
Children's Safeguarding & Family Support	54,813	8,751	46,062	60,251	14,369	45,882
Communities, Customer & Commercial Services	86,780	75,686	11,094	85,507	78,594	6,913
Corporate Communications	1,262	47	1,215	895	39	856
Council Wide	5,391	16,874	(11,483)	7,160	20,671	(13,511)
Education & Skills	147,069	136,106	10,963	154,866	145,315	9,551
Finance & Human Resources	25,206	7,023	18,183	22,770	4,323	18,447
Health & Wellbeing	12,859	10,530	2,329	11,779	10,534	1,245
Housing, Employment & Infrastructure	11,095	4,342	6,753	10,917	5,378	5,539
Neighbourhood & Enforcement Services	42,848	15,391	27,457	46,853	13,463	33,390
Policy & Governance	8,261	910	7,351	7,264	1,348	5,916
Prosperity & Investment	31,224	20,629	10,595	28,666	21,336	7,330
Net Cost of Services	531,953	338,808	193,145	554,282	360,400	193,882

Other Operating Expenditure (Note 7)	(29)	4,548
Financing and Investment Income and Expenditure (Note 8)	19,892	14,129
Taxation & Non Specific Grant Income and Expenditure (Note 9)	(174,571)	(212,793)
(Surplus) or deficit on provision of services	38,437	(234)
(Surplus) or deficit on revaluation of Property, Plant and Equipment Assets	(28,796)	12,151
(Surplus) or deficit on revaluation of Available for Sale financial assets	0	0
Re-measurements of the net defined benefit pension liability (Note 12)	(319,783)	(72,655)
Other Comprehensive Income & Expenditure	(348,579)	(60,504)
Total Comprehensive Income and Expenditure	(310,142)	(60,738)

Movement in Reserves Statement

This statement shows the movement in the year on the different reserves held by the Authority, analysed into 'useable reserves' (i.e. those that can be applied to fund expenditure or reduce local taxation) and other reserves. The Surplus or Deficit on the Provision of Services line shows the true economic cost of providing the Authority's services, more details of which are shown in the Comprehensive Income and Expenditure Statement. These are different from the statutory amounts required to be charged to the General Fund Balance for council tax setting purposes.

	General Fund Balance & Reserves	Capital Grants Unapplied	Total Useable Reserves	Unusable Reserves	Total Authority Reserves
	£000	£000	£000	£000	£000
Balance at 31 March 2022 carried forward	133,916	16,183	150,099	(100,019)	50,080
Total Comprehensive Income and Expenditure Surplus / (Deficit)	(38,437)	0	(38,437)	348,579	310,142
Adjustments between accounting basis & funding basis under regulations (Note 14)	20,448	(3,433)	17,015	(17,015)	0
Increase/ (Decrease) in 2022/23	(17,989)	(3,433)	(21,422)	331,564	310,142
Balance at 31 March 2023 carried forward	115,927	12,750	128,677	231,545	360,222
Total Comprehensive Income and Expenditure Surplus / (Deficit)	234	0	234	60,504	60,738
Adjustments between accounting basis & funding basis under regulations (Note 14)	(21,088)	14,854	(6,234)	6,234	0
Increase/ (Decrease) in 2023/24	(20,854)	14,854	(6,000)	66,738	60,738
Balance at 31 March 2024 carried forward	95,073	27,604	122,677	298,283	420,960

It should be noted that of the total useable reserves, £122.677m, only £4.569m is uncommitted general fund balances. The remainder includes earmarked reserves and school balances, see note 29 and 30. There are also unusable reserves see note 31.

Balance Sheet

The Balance Sheet shows the value as at the Balance Sheet date of the assets and liabilities recognised by the Authority. The net assets of the Authority (assets less liabilities) are matched by the reserves held by the Authority. Reserves are reported in two categories. The first category of reserves are useable reserves, i.e. those reserves that the Authority may use to provide services, subject to the need to maintain a prudent level of reserves and any statutory limitations on their use (for example the Capital Receipts Reserve that may only be used to fund capital expenditure or repay debt). The second category of reserves is those that the Authority is not able to use to provide services. This category of reserves includes reserves that hold unrealised gains and losses (for example the Revaluation Reserve), where amounts would only become available to provide services if the assets are sold; and reserves that hold timing differences shown in the Movement in Reserves Statement line Adjustments between accounting basis and funding basis under regulations.

31 March 2023 £000		Notes	31 March 2024 £000
780,181	Property, Plant & Equipment	15	800,791
5,429	Intangible Assets	17	6,527
18,800	Long Term Investments	21,22,24	22,200
45,420	Long Term Debtors	21	50,949
849,830	Long Term Assets		880,467
264	Inventories		252
52,365	Debtors	23	58,994
2,238	Assets Held for Sale	18	1,544
38,620	Cash and Cash Equivalents	25	17,989
93,487	Current Assets		78,779
(3,219)	Provisions	26	(3,125)
(107,209)	Short term Borrowing	21,22	(134,232)
(97,483)	Creditors	27	(102,342)
(207,911)	Current Liabilities		(239,699)
(114,424)	Net Current Assets/(Liabilities)		(160,920)
(240,013)	Long Term Borrowing	21,22	(237,092)
(44,215)	Long Term Creditors (PFI & Finance Leases)	21,28	(40,685)
(86,494)	Pensions Liability	12	(17,389)
(4,462)	Capital Grants Receipts in Advance	41	(3,421)
(375,184)	Long Term Liabilities		(298,587)
360,222	Net Assets/(Liabilities)		420,960
128,677	Useable Reserves	29,30	122,677
231,545	Unusable Reserves	31	298,283
360,222	Net Reserves		420,960

Cash Flow Statement

The Cash Flow Statement shows the changes in cash and cash equivalents of the Authority during the reporting period. The statement shows how the Authority generates and uses cash and cash equivalents by classifying cash flows as operating, investing and financing activities. The amount of net cash flows arising from operating activities is a key indicator of the extent to which the operations of the Authority are funded by way of taxation and grant income or from the recipients of services provided by the Authority. Investing activities represent the extent to which cash outflows have been made for resources which are intended to contribute to the Authority's future service delivery. Cash flows arising from financing activities are useful in predicting claims on future cash flows by providers of capital (i.e. borrowing) to the Authority.

2022/23 £000		2023/24 £000
38,437	Net (surplus) or deficit on the provision of services	(234)
(41,659)	Adjustments to net surplus or deficit on the provision of services for non-cash movements (Note 36)	(31,508)
50,450	Adjustments for items included in the net surplus or deficit on the provision of services that are investing and financing activities (Note 37)	45,118
47,228	Net cash flows from Operating Activities	13,376
15,144	Investing Activities (Note 38)	28,418
(64,349)	Financing Activities (Note 39)	(21,163)
(1,977)	Net (increase) or decrease in cash and cash equivalents	20,631
36,643	Cash and cash equivalents at the beginning of the reporting period	38,620
38,620	Cash and cash equivalents at the end of the reporting period (Note 25)	17,989

Notes to the Core Financial Statements

1. Accounting Policies

a) General

The accounts have been prepared in keeping with the Code of Practice on Local Authority Accounting in the United Kingdom 2023/24 (COP), based on International Financial Reporting Standards (IFRS), issued by the Chartered Institute of Public Finance and Accountancy (CIPFA). This is supported by a number of detailed accounting recommendations including interpretations of the International Financial Reporting Interpretations Committee (IFRIC) and interpretations of the Standing Interpretations Committee (SIC). They are further supplemented by International Public Sector Accounting Standards (IPSAS).

b) Concepts

These accounts have been prepared in accordance with the all-pervading concepts of accruals and going concern, together with comparability, verifiability, timeliness, understanding of and primacy of legal requirements as set out in the COP. Under the going concern concept, although the Council has net current liabilities of £160.9m, it is a going concern as the Council has access to Public Works Loan Board borrowing and future Council Tax revenues. (See Note 22 for detail on interest rate risk). Local Authorities can only be discontinued under statute.

c) Accruals of Expenditure & Income

The revenue accounts of the Council are maintained on an accruals basis in accordance with the Code of Practice, IAS 18 and IFRS 15. That is, sums due to or from the Council during the year are included whether or not the cash has actually been received or paid in the year. In particular,

- Revenue from contracts with service recipients, whether for services or the provision of goods, is recognised when (or as) the goods or services are transferred to the service recipient in accordance with the performance obligations in the contract. Revenue is measured as the amount of the transaction price which is allocated to that performance obligation.
- Supplies are recorded as expenditure when they are consumed – where there is a gap between the date supplies are received and their consumption, they are carried as inventories on the Balance Sheet.
- Expenses in relation to services received are recorded as expenditure when the services are received rather than when payments are made.
- Interest receivable on investments and payable on borrowings is accounted for respectively as income and expenditure on the basis of the effective interest rate for the relevant financial instrument rather than cash flows fixed or determined by the contract.
- Where revenue and expenditure have been recognised but cash has not been received or paid, a debtor or creditor for the relevant amount is recorded in the Balance Sheet. Where debts may not be settled, the balance of debtors is written down and a charge made to revenue for income not collected.

Revenue relating to Council Tax and Business Rates is measured at the full amount receivable (net of any impairment losses) as they are non-contractual, non-exchange transactions.

d) Cash and Cash Equivalents

Cash comprises cash in hand and demand deposits. Cash equivalents are short-term, highly liquid investments that are readily convertible to known amounts of cash and which are subject to an insignificant risk of changes in value.

Investments that are short-term are defined as highly liquid investments held at the Balance Sheet date that are readily convertible to known amounts of cash on the Balance Sheet date and which are subject to an insignificant risk of changes in value. Under this definition investments held in call accounts would count as cash equivalents but fixed term investments and investments in notice accounts would not, as they are not readily convertible to cash.

e) Contingent Asset

A contingent asset is a possible asset that arises for a past event and whose existence will be confirmed only by the occurrence or non-occurrence of one or more uncertain future events not wholly within the control of the Council. The Council does not recognise contingent assets, but discloses its existence where inflows of economic benefits are probable, but not virtually certain.

f) Contingent Liability

A contingent liability is a possible obligation that arises from past events whose existence will be confirmed by the occurrence or non-occurrence of one or more uncertain future events beyond the control of the Council or a present obligation that is not recognised because it is not probable that an outflow of resources will be required to settle the obligation. A contingent liability also arises in extremely rare cases where there is a liability that cannot be recognised because it cannot be measured reliably. The Council does not recognise a contingent liability but discloses its existence in the financial statements.

g) Employee Benefits

The accounting arrangements for Employee Benefits are covered by IAS 19. The objective of IAS 19 is to prescribe the accounting and disclosure for employee benefits (that is, all forms of consideration given by an entity in exchange for service rendered by employees). The principle underlying all of the detailed requirements of the Standard is that the cost of providing employee benefits should be recognised in the period in which the benefit is earned by the employee, rather than when it is paid or payable.

The areas of remuneration that relate to the Council are as follows:

- Salaries and Wages
- Compensated Absences (paid annual leave and sick leave)
- Pensions Benefits
- Termination Benefits

Salaries and Wages

The amount of salary or wage earned by an employee will be recognised in the financial year to which it relates.

Compensated Absences

The expected cost of short-term compensated absences should be recognised as the employees render service that increases their entitlement or, in the case of non-accumulating absences, when the absences occur.

In relation to annual leave and time off in lieu an estimation of the value of any untaken annual leave and the time off in lieu position at the end of the financial year will be undertaken and an appropriate amount included in the accounts. Sick leave is non accumulating and is accounted for when absences occur.

Pensions Benefits

The Council participates in three formal pension schemes, the Local Government Pension Scheme, which is administered by Shropshire County Pension Fund, the National Health Service (NHS) Pension Scheme, administered by NHS Pensions and the Teachers' Pension Scheme administered by Capita Teachers' Pensions on behalf of the Department for Education (DfE).

Under International Accounting Standards and accounting Code requirements, the Council recognises the cost of post-employment benefits in the reported cost of services when they are earned by employees, rather than when benefits are eventually paid as pensions. For the Local Government Pension Scheme, these costs are provided by the fund actuaries and are included as a cost in the financial statements. However, statutory provision requires that the General Fund Balance is charged with the amount payable by the Council and not the amount calculated according to the accounting standard, therefore compensating entries are posted through the Movement in Reserves Statement which result in the General Fund Balance not being impacted by future pension liabilities.

Arrangements for the Teachers' scheme and the NHS Scheme mean that liabilities for future benefits cannot be separately identified for the Council and no liability for future payments of benefits is therefore recognised in the financial statements for these, and the employer's contribution is charged to the CIES in the year.

See Notes 11, 12 and 13.

In accordance with International Accounting Standard No 19 – *Employee Benefits* (IAS 19) disclosures and transactions in relation to the assets, liabilities, income and expenditure related to pension schemes for employees are required. Valuation methods are in compliance with the 2023/24 COP. The information is only necessary in relation to the Local Government Pension Scheme, as it is not possible to identify any Authority's share of the assets and liabilities under the Teachers' scheme or the National Health Service scheme.

The age profile of this Council's Local Government Pension Scheme is not currently rising significantly, so we should not see the current liabilities of the scheme rising significantly as the members approach retirement.

Termination Benefits

Any termination benefits awarded during the financial year will be included in the Comprehensive Income and Expenditure Statement in that year. Where the amount has not been paid at the balance sheet date, a provision will be created in the accounts for that year.

h) Events After the Reporting Period

Where a material post balance sheet event occurs which

- Provides additional evidence relating to conditions existing at the balance sheet date; or
- Indicates that application of the going concern concept to a material part of the Authority is not appropriate;

Changes will be made in the amounts to be included in the statement of accounts or disclosed in a note.

i) Exceptional Items and Prior Period Adjustments

Exceptional items are material items which derive from events or transactions that fall within the ordinary activities of the authority, and which need to be disclosed separately by virtue of their size or incidence if the financial statements are to give a true and fair view.

Prior Period Adjustments relate to corrections of errors in the financial statements of prior periods, retrospective adjustments resulting from changes to accounting policy or adoption of new accounting treatments. The correct accounting treatment for prior period adjustments for a comparative financial statement is to restate the amount to be adjusted and show the impact on the accounts.

j) Financial Instruments

Financial Liabilities

Financial liabilities are recognised on the Balance Sheet when the authority becomes a party to the contractual provisions of a financial instrument and are initially measured at fair value and are carried at their amortised cost. Annual charges to the Financing and Investment Income and Expenditure line in the Comprehensive Income and Expenditure Statement (CIES) for interest payable are based on the carrying amount of the liability, multiplied by the effective rate of interest for the instrument. The effective interest rate is the rate that exactly discounts estimated future cash payments over the life of the instrument to the amount at which it was originally recognised.

For most of the borrowings that the authority has, this means that the amount presented in the Balance Sheet is the outstanding principal repayable (plus accrued interest); and interest charged to the CIES is the amount payable for the year according to the loan agreement.

Where premiums and discounts have been charged to the CIES, regulations allow the impact on the General Fund Balance to be spread over future years. The authority has a policy of spreading the gain or loss over the term that was remaining on the loan against which the premium was payable or discount receivable when it was repaid. The reconciliation of amounts charged to the CIES to the net charge required against the General Fund Balance is managed by a transfer to or from the Financial Instruments Adjustment Account in the Movement in Reserves Statement.

Financial Assets

Financial assets are classified based on a classification and measurement approach that reflects the business model for holding the financial assets and their cashflow characteristics. There are three main classes of financial assets measured at:

- amortised cost
- fair value through profit or loss (FVPL), and
- fair value through other comprehensive income (FVOCI)

The authority's business model is to hold investments to collect contractual cash flows. Financial assets are therefore classified as amortised cost, except for those whose contractual payments are not solely payment of principal and interest (i.e. where the cash flows do not take the form of a basic debt instrument).

- Financial Assets Measured at Amortised Cost

Financial assets measured at amortised cost are recognised on the Balance Sheet when the authority becomes a party to the contractual provisions of a financial instrument and are initially measured at fair value. They are subsequently measured at their amortised cost. Annual credits to the Financing and Investment Income and Expenditure line in the Comprehensive Income and Expenditure Statement (CIES) for interest receivable are based on the carrying amount of the asset multiplied by the effective rate of interest for the instrument. For most of the financial assets held by the authority, this means that the amount presented in the Balance Sheet is the outstanding principal receivable (plus accrued interest) and interest credited to the CIES is the amount receivable for the year in the loan agreement.

However, the authority has made three loans to local organisations at less than market rates (soft loans). When soft loans are made, a loss is recorded in the CIES for the present value of the interest that will be foregone over the life of the instrument, resulting in a lower amortised cost than the outstanding principal.

Interest is credited to the Financing and Investment Income and Expenditure line in the CIES at a marginally higher effective rate of interest than the rate receivable from the organisations, with the difference serving to increase the amortised cost of the loan in the Balance Sheet. Statutory provisions require that the impact of soft loans on the General Fund Balance is the interest receivable for the financial year – the reconciliation of amounts debited and credited to the CIES to the net gain required against the General Fund Balance is managed by a transfer to or from the Financial Instruments Adjustment Account in the Movement in Reserves Statement.

Any gains and losses that arise from the de-recognition of an asset are credited or debited to the Financing and Investment Income and Expenditure line in the CIES.

- Expected Credit Loss Model

The authority recognises expected credit losses on all of its financial assets held at amortised cost, either on a 12-month or lifetime basis. The expected credit loss model also applies to lease receivables and contract assets. Only lifetime losses are recognised for trade receivables (debtors) held by the authority.

Impairment losses are calculated to reflect the expectation that the future cash flows might not take place because the borrower could default on their obligations. Credit risk plays a crucial part in assessing losses. Where risk has increased significantly since an instrument was initially recognised, losses are assessed on a lifetime basis. Where risk has not increased significantly or remains low, losses are assessed on the basis of 12-month expected losses.

- Financial Assets Measured at Fair Value through Profit & Loss

Financial assets that are measured at FVPL are recognised on the Balance Sheet when the authority becomes a party to the contractual provisions of a financial instrument

and are initially measured and carried at fair value. Fair value gains and losses are recognised as they arrive in the Surplus or Deficit on the Provision of Services.

The fair value measurements of the financial assets are based on the following techniques:

- instruments with quoted market prices – the market price
- other instruments with fixed and determinable payments – discounted cash flow analysis.

The inputs to the measurement techniques are categorised in accordance with the following three levels:

- Level 1 inputs – quoted prices (unadjusted) in active markets for identical assets that the authority can access at the measurement date.
- Level 2 inputs – inputs other than quoted prices included within Level 1 that are observable for the asset, either directly or indirectly.
- Level 3 inputs – unobservable inputs for the asset.

Any gains and losses that arise from the de-recognition of the asset are credited or debited to the Financing and Investment Income and Expenditure line in the Comprehensive Income and Expenditure Statement.

k) Government Grants and Other Contributions

The accounting treatment of transactions within the Authority's financial statements have been determined following the general principal of whether the Authority is acting as the Principal or Agent. Where the Authority is acting as Principal, i.e. acting on its own behalf, transactions have been included in the Authority's financial statements. Where the Authority is acting as Agent, i.e. acting as an intermediary, transactions have not been reflected in the Authority's financial statements, with the exception of cash collected or expenditure incurred by the agent on behalf of the principal in which case there is a debtor / creditor position included in financing activities in the cashflow statement.

Where the acquisition of a fixed asset is financed either wholly or in part by a Government grant or other contribution, the amount of the grant or contribution is recognised in the comprehensive income and expenditure statement (CIES) unless there is an outstanding condition, where it is transferred to capital grant receipts in advance until the condition is met or the grant is returned. Where capital grants are credited to the CIES, they are reversed out of the General Fund Balance in the Movement in Reserves Statement.

l) Property, Plant & Equipment

Assets that have physical substance and are held for use in the production or supply of goods or services, for rental to others, or for administrative purposes, and that are expected to be used during more than one financial year are classified as property, plant and equipment.

Recognition

Expenditure on the acquisition, creation or enhancement of property, plant and equipment is capitalised on an accruals basis, provided that it is probable that the future economic benefits or service potential associated with the item will flow to the authority and the cost of the item can be measured reliably. Expenditure that maintains but does not add to an

asset's potential to deliver future economic benefits or service potential (i.e. repairs and maintenance) is charged as an expense when it is incurred.

Measurement

Assets are initially measured at cost, comprising:

- the purchase price
- any costs attributable to bringing the asset to the location and condition necessary for it to be capable of operating in the manner intended by management

The authority capitalises interest costs relating to assets under construction, but only during the construction phase of the scheme. A threshold of £1m is applied to this policy i.e. interest will only be capitalised for programme items where prudential borrowing exceeds £1m in year.

The cost of assets acquired other than by purchase is deemed to be its fair value, unless the acquisition does not have commercial substance (i.e. it will not lead to a variation in the cash flows of the authority). In the latter case, where an asset is acquired via an exchange, the cost of the acquisition is the carrying amount of the asset given up by the authority.

Donated assets are measured initially at fair value. The difference between fair value and any consideration paid is credited to the taxation and non-specific grant income and expenditure line of the Comprehensive Income and Expenditure Statement, unless the donation has been made conditionally. Until conditions are satisfied, the gain is held in the donated assets account. Where gains are credited to the Comprehensive Income and Expenditure Statement, they are reversed out of the General Fund balance to the capital adjustment account in the Movement in Reserves Statement.

Assets are then carried in the Balance Sheet using the following measurement bases:

- infrastructure, community assets and assets under construction – depreciated historical cost
- dwellings – current value, determined using the basis of existing use value for social housing (EUV-SH)
- council offices – current value, determined as the amount that would be paid for the asset in its existing use (existing use value – EUV), except for a few offices that are situated close to the council's housing properties, where there is no market for office accommodation, and that are measured at depreciated replacement cost (instant build) as an estimate of current value
- school buildings – current value, but because of their specialist nature, are measured at depreciated replacement cost which is used as an estimate of current value
- surplus assets – the current value measurement base is fair value, estimated at highest and best use from a market participant's perspective
- all other assets – current value, determined as the amount that would be paid for the asset in its existing use (existing use value – EUV).

Where there is no market-based evidence of current value because of the specialist nature of an asset, depreciated replacement cost (DRC) is used as an estimate of current value.

Where non-property assets have short useful lives or low values (or both), depreciated historical cost basis is used as a proxy for current value.

Increases in valuations are matched by credits to the revaluation reserve to recognise unrealised gains.

Where decreases in value are identified, they are accounted for by:

- where there is a balance of revaluation gains for the asset in the revaluation reserve, the carrying amount of the asset is written down against that balance (up to the amount of the accumulated gains)
- where there is no balance in the revaluation reserve or an insufficient balance, the carrying amount of the asset is written down against the relevant service line(s) in the Comprehensive Income and Expenditure Statement.

Impairment

Assets are assessed at each year-end as to whether there is any indication that an asset may be impaired. Where indications exist and any possible differences are estimated to be material, the recoverable amount of the asset is estimated and, where this is less than the carrying amount of the asset, an impairment loss is recognised for the shortfall.

Where impairment losses are identified, they are accounted for by:

- where there is a balance of revaluation gains for the asset in the revaluation reserve, the carrying amount of the asset is written down against that balance (up to the amount of the accumulated gains)
- where there is no balance in the revaluation reserve or an insufficient balance, the carrying amount of the asset is written down against the relevant service line(s) in the Comprehensive Income and Expenditure Statement.

Where an impairment loss is reversed subsequently, the reversal is credited to the relevant service line(s) in the Comprehensive Income and Expenditure Statement, up to the amount of the original loss, adjusted for depreciation that would have been charged if the loss had not been recognised.

Depreciation

Depreciation is provided for on all property, plant and equipment assets by the systematic allocation of their depreciable amounts over their useful lives. An exception is made for assets without a determinable finite useful life (i.e. freehold land and certain community assets) and assets that are not yet available for use (i.e. assets under construction).

Depreciation is calculated on the following bases:

- dwellings and other buildings – straight-line allocation over the useful life of the property as estimated by the valuer
- vehicles, plant, furniture and equipment – straight-line allocation over the useful life of the asset.

Where an item of property, plant and equipment asset has major components whose cost is significant in relation to the total cost of the item, the components are depreciated separately.

Revaluation gains are also depreciated, with an amount equal to the difference between current value depreciation charged on assets and the depreciation that would have been chargeable based on their historical cost being transferred each year from the revaluation reserve to the capital adjustment account.

Revaluation gains are also depreciated, with an amount equal to the difference between current value depreciation charged on assets and the depreciation that would have been chargeable based on their historical cost being transferred each year from the revaluation reserve to the General Fund.

Disposals and non-current assets held for sale

When it becomes probable that the carrying amount of an asset will be recovered principally through a sale transaction rather than through its continuing use, it is reclassified as an asset held for sale. The asset is revalued immediately before reclassification and then carried at the lower of this amount and fair value less costs to sell. Where there is a subsequent decrease to fair value less costs to sell, the loss is posted to the other operating expenditure line in the Comprehensive Income and Expenditure Statement. Gains in fair value are recognised only up to the amount of any previously recognised losses in the surplus or deficit on the provision of services.

Depreciation is not charged on assets held for sale.

If assets no longer meet the criteria to be classified as assets held for sale, they are reclassified back to non-current assets and valued at the lower of their carrying amount before they were classified as held for sale; adjusted for depreciation, amortisation or revaluations that would have been recognised had they not been classified as held for sale; and their recoverable amount at the date of the decision not to sell.

Assets that are to be abandoned or scrapped are not reclassified as assets held for sale.

When an asset is disposed of or decommissioned, the carrying amount of the asset in the Balance Sheet (whether property, plant and equipment or assets held for sale) is written off to the other operating expenditure line in the Comprehensive Income and Expenditure Statement as part of the gain or loss on disposal. Receipts from disposals (if any) are credited to the same line in the Comprehensive Income and Expenditure Statement also as part of the gain or loss on disposal (i.e. netted off against the carrying value of the asset at the time of disposal). Any revaluation gains accumulated for the asset in the revaluation reserve are transferred to the capital adjustment account.

Amounts received for a disposal in excess of £10,000 are categorised as capital receipts.

The balance of receipts remains within the capital receipts reserve, and can then only be used for new capital investment or set aside to reduce the authority's underlying need to borrow (the capital financing requirement) (England and Wales). Receipts are appropriated to the reserve from the General Fund balance in the Movement in Reserves Statement.

The written-off value of disposals is not a charge against council tax, as the cost of non-current assets is fully provided for under separate arrangements for capital financing. Amounts are appropriated to the capital adjustment account from the General Fund balance in the Movement in Reserves Statement.

As at 31st March 2024 there were 6 significant capital contract in place with commitments into future years. This commitment totalled £27.669m and are detailed in Note 15.

m) Highways Infrastructure Assets

Highways infrastructure assets include carriageways, footways and cycle tracks, structures (e.g. bridges), street lighting, street furniture (e.g. illuminated traffic signals, bollards), traffic management systems and land which together form a single integrated network.

Recognition

Expenditure on the acquisition or replacement of components of the network is capitalised on an accrual basis, provided that it is probable that the future economic benefits associated with the item will flow to the authority and the cost of the item can be measured reliably.

Measurement

Highways infrastructure assets are generally measured at depreciated historical cost. However, this is a modified form of historical cost – opening balances for highways infrastructure assets were originally recorded in balance sheets at amounts of capital undischarged for sums borrowed as at 1 April 1994, which was deemed at that time to be historical cost.

Where impairment losses are identified, they are accounted for by the carrying amount of the asset being written down to the recoverable amount.

Depreciation

Depreciation is provided on the parts of the highways network infrastructure assets that are subject to deterioration or depletion and by the systematic allocation of their depreciable amounts over their useful lives. Depreciation is charged on a straight-line basis.

Disposals and derecognition

When a component of the network is disposed of or decommissioned, the carrying amount of the component in the Balance Sheet is written off to the 'Other operating expenditure' line in the Comprehensive Income and Expenditure Statement as part of the gain or loss on disposal. Receipts from disposals (if any) are credited to the same line in the Comprehensive Income and Expenditure Statement, also as part of the gain or loss on disposal (i.e. netted off against the carrying value of the asset at the time of disposal).

The written-off amounts of disposals are not a charge against council tax, as the cost of non-current assets is fully provided for under separate arrangements for capital financing. Amounts are transferred to the capital adjustment account from the General Fund Balance in the Movement in Reserves Statement.

See Note 15 regarding the temporary relief and statutory instrument which apply to this 2023/24 Statement of Accounts

n) Intangible Assets

An intangible asset is an identifiable non-monetary asset without physical substance. It must be controlled by the Authority as a result of past events, and future economic benefits must be expected to flow from the intangible asset to the Authority. Usually within local authorities this relates to in house developed software.

o) Inventories and Long Term Contracts

Stocks are valued in accordance with IAS 2 at current value with an allowance made for obsolescent and slow-moving items. Any long term contracts in existence at 31 March are apportioned to the year in relation to when the work was carried out rather than the year in which the contract was completed.

p) Leases

The Council accounts for leases as Finance Leases when substantially all the risks and rewards relating to the ownership of the leased asset are transferred to the Council. Leases that do not meet this definition are accounted for as Operating Leases. The Council also operates as Lessor for its Property Investment Portfolio.

The use of leasing, together with the amount of rentals paid during the year and the undischarged obligation, is explained in Note 48 to the Core Financial Statements. Rentals payable under operating leases are charged to revenue on an accruals basis.

The cost of assets acquired under operating leases and the related liability for future rentals payable are not included in the balance sheet.

q) Interests in Companies and Other Entities

The Council has a wholly owned Company, NuPlace Ltd for the provision of market rented housing in the borough and is required to prepare Group Accounts. Group Accounts have been prepared on a line for line basis; accounting policies are aligned between NuPlace and the Council; and intra-group transactions have been eliminated. In the authority's own single-entity accounts, the interest of NuPlace is recorded as a financial asset at cost.

The Council is one of four constituent authorities for the West Mercia Energy purchasing consortium (WME). WME transactions are excluded from the Council's financial statements on the basis that they are not material to the fair presentation of the financial position of the Council. Note 55 shows an extract of WME's balance sheet at 31 March 2024.

r) Overheads

The revenue accounts for the various services include charges for the related support services. These are agreed annually and are based on agreed criteria. Support Services are allocated in line with CIPFA recommended practice. As the Code of Practice does not allow transactions between segments in the service analysis, internal recharges have been eliminated from gross income and gross expenditure in the Comprehensive Income and Expenditure Statement.

s) Private Finance Initiative

PFI contracts are agreements to receive services, where the responsibility for making available the property, plant and equipment needed to provide the services passes to the PFI contractor. The Council has one PFI scheme which was entered into in March 2006 and is for the provision of school and leisure facilities at Hadley Learning Community and Queensway for £289m. Hadley Learning Community Primary School and Secondary School along with Queensway North, which all form part of the PFI, converted to Academy Status during 2017/8 and as such these assets no longer appear on the Councils Balance Sheet.

IFRIC 12 Service Concession Arrangements requires the Council to assess the level of control each party has within the PFI contract. The result of this assessment is that the Council is deemed to control the services that are provided under its PFI scheme and as ownership of

the property, plant and equipment will pass to the Council at the end of the contract for no additional charge, the Council carries on the Balance Sheet the property, plant and equipment used under the contracts.

An asset has been recognised and a long term financial lease creditor created to reflect the asset in the accounts and recognise the commitment to make future payments to the operator.

The original recognition of this property, plant and equipment was balanced by the recognition of a liability for amounts due to the scheme operator to pay for the assets. Property, plant and equipment recognised on the Balance Sheet are revalued and depreciated in the same way as property, plant and equipment owned by the Council.

Amounts payable to PFI operators are analysed into five elements. Fair value for the services received in the year (debited to the appropriate service). Finance cost (debited to interest payable and similar charges). Contingent rent – increases in the amount to be paid for the property arising during the contract (debited to interest payable and similar charges). Payment toward liability (applied to write down the Balance Sheet liability towards the PFI operator). Lifecycle replacement costs (recognised as a fixed asset on the balance sheet for where the charge relates to council assets otherwise the charge is recognised as REFCUS).

t) Charges to Revenue in Respect of Property, Plant and Equipment

General fund service revenue accounts, central support services and statutory trading accounts are charged with a capital charge for all property, plant and equipment used in the provision of services. The total charge covers the annual provision for depreciation and impairments. Where there is sufficient balance in the Revaluation Reserve, impairments are charged there, otherwise they are charged to the Revenue Account. The aggregate charge to individual services is determined on the basis of the capital employed in each service.

u) Provisions

The Council sets aside provisions for specific future expenses which are likely, or certain, to be incurred, based on the best estimate available.

v) Reserves

The Council maintains certain reserves to meet general, rather than specific, future expenditure. The purpose of the Council's reserves is explained in Notes 29, 30 and 31.

The current system of capital accounting also requires the maintenance of two accounts in the balance sheet:

- the revaluation reserve, which represents principally the balance of the upward revaluations of property, plant and equipment and;
- the capital adjustment account, which represents amounts set aside from revenue resources or capital receipts to finance expenditure on property, plant and equipment or for the repayment of external loans and certain other financing transactions.

w) Revenue Expenditure Funded from Capital Under Statute (REFCUS)

Legislation allows some expenditure to be classed as capital for funding purposes when it does not result in an asset on the balance sheet, for example work on properties owned by another organisation. This is charged to the relevant service in the Comprehensive Income

& Expenditure Account and then transferred via the Movement in Reserves Statement to the Capital Adjustment Account so that there is no impact on the General Fund balance.

x) Value Added Tax

Local Authorities pay VAT on purchases and charge VAT on supplies of goods and services. Usually the amount of VAT paid on purchases is greater than that received for goods and services and the difference is reclaimed. The figures included in the statement of accounts exclude VAT except in infrequent circumstances where it is not reclaimable.

y) Direct Revenue Financing of Capital Expenditure

The Council is permitted by law to finance unlimited amounts of expenditure for capital purposes through its revenue accounts.

z) Interest on Surplus Funds and Balances

All interest earned on surplus cash or funds and balances is taken to the General Fund, except appropriate interest that is credited to the school balances, section 106 agreements, commuted sums, insurance provision (Ex Shropshire Council) and certain Adult Social Care balances.

aa) Capital Receipts

Capital receipts from the disposal of assets are held in the useable capital receipts account until such time as they are used to finance other capital expenditure or to repay debt. During 2023/24, the Council funded £1.063m of expenditure in its Comprehensive Income and Expenditure Account from capital receipts under the Government's flexible use of capital receipts announced as part of the 2015 Spending Review.

ab) The Redemption of Debt

The Council makes provision for the repayment of debt in accordance with the Local Authorities (Capital Finance & Accounting) (England) (Amendment) Regulations 2008 and Explanatory Memorandum and Guidance.

The "Minimum Revenue Provision" (MRP) is calculated on the basis of the life of the asset and the ultimate funding of that asset. MRP is not charged until the year after the asset comes into operation.

ac) Estimation Techniques

Estimation techniques are methods adopted by the Authority to arrive at an estimated monetary amount, corresponding to the measurement bases selected for assets, liabilities, gains, losses and changes in reserves. An accounting policy will specify the basis on which an item is to be measured; where there is uncertainty over the monetary amount corresponding to that basis, the amount will be arrived at using an estimation technique.

ad) Heritage Assets

Heritage assets are held or maintained principally for their contribution to knowledge and culture. They are initially recognised at cost if this is available. If cost is not available, values are only included in the Balance Sheet where the cost of obtaining valuation is not disproportionate to the benefit derived. For the Council's heritage assets no cost information is available and the cost of obtaining that value is disproportionate to the benefit.

A list of the Council's Heritage assets is included in Note 19.

The cost of maintenance and repair of heritage assets is written off in the year incurred.

ae) Accounting for Council Tax and Non Domestic Rates

Billing authorities act as agents, collecting council tax and non-domestic rates (NDR) on behalf of the major preceptors (including government for NDR) and, as principals, collecting council tax and NDR for themselves. Billing authorities are required by statute to maintain a separate fund (the Collection Fund) for the collection and distribution of amounts due in respect of council tax and NDR. Under the legislative framework for the Collection Fund, billing authorities, major preceptors and central government share proportionately the risks and rewards that the amount of council tax and NDR collected could be less or more than predicted.

The Council Tax income included in the Comprehensive Income & Expenditure Statement is the accrued income for the year, and not the amount required under regulation to be transferred from the Collection Fund to the General Fund (the Collection Fund Demand). The difference is taken to the Collection Fund Adjustment Account through the Movement in Reserves Statement.

As the collection of Council Tax for preceptors (the West Mercia Police and Crime Commissioner, and Shropshire & Wrekin Fire & Rescue Authority) is an agency arrangement, the cash collected belongs proportionately to Telford & Wrekin Council as the billing authority and to the preceptors. This gives rise to a debtor or creditor position for the difference between cash collected from tax-payers and cash paid to preceptors under regulation. The Balance Sheet also includes the authority's share of the year end balances relating to arrears, impairment allowances for doubtful debts and prepayments.

In relation to Non-Domestic Rates, Telford & Wrekin Council collects income due as an agency arrangement. As with council tax, the cash collected belongs proportionately to Telford & Wrekin Council as the billing authority, and to Central Government and Shropshire & Wrekin Fire & Rescue Authority as preceptors. This gives rise to a debtor or creditor position for the difference between cash collected from tax-payers and cash paid to preceptors under regulation. The Balance Sheet also includes the authority's share of the year end balances relating to arrears, impairment allowances for doubtful debts, appeals and prepayments.

af) Accounting for Local Authority Maintained Schools

The Code of Practice on Local Authority Accounting in the United Kingdom confirms that the balance of control for local authority maintained schools lies with the local authority. The Code also stipulates that those schools' assets, liabilities, reserves and cash flows are recognised in the local authority financial statements of the authority as if there were transactions, cash flows and balances of the authority.

The Council recognises on balance sheet the non-current assets of schools where the Council legally owns the assets or where the school is in the legal ownership of a non religious body, on the basis that they are the assets of the school and need to be consolidated in to the Council's accounts.

Schools in Telford & Wrekin are managed in a variety of ways including:

- Council Community Schools
- Voluntary Aided Schools
- Voluntary Controlled Schools

- Foundation Schools
- Academy Schools

The Council has reviewed each school on a case-by-case basis and considered the extent to which the Council has control over the school in respect to the employment of staff, governance arrangements, maintenance of the land and buildings and admissions, in order to assign them to one of the categories below:

- Community Schools – owned by the Council and therefore recognised on the balance sheet.
- Voluntary aided schools – a separate trustee has substantial influence and control over the voluntary aided school and a governing body is appointed by the trustee to manage the school's operation and maintenance. Since the Council does not have substantial control over these schools the related assets are not consolidated in the balance sheet.
- Voluntary controlled schools – It is determined that the Council has substantial control over these schools since the Council determines the admission criteria and maintains the land and buildings. The assets relating to voluntary controlled schools are, therefore, consolidated in the balance sheet of the Council.
- Foundation schools – could either be owned by a separate trustee or by the school's Governing Body. Where the school is owned by the a separate trust the schools assets are not recognised on the Council's balance sheet, akin to Voluntary Aided schools. Where the schools is owned by Governing Body, the school assets are recognised on the Council's Balance Sheet.
- Academy schools – Academies are entirely separate entities to the Council and therefore the Council has no control over the operation of the school. Land and buildings are transferred to the academies through a standard 125 year peppercorn lease or through a free hold transfer. It is anticipated that these arrangements will continue and, therefore, substantially all associated risks and rewards of ownership are transferred. For academy schools the assets and liabilities are not consolidated into the Council's balance sheet and the non-current assets are derecognised.

2. Accounting Standards That Have Been Issued but Have Not Yet Been Adopted and Prior Period Adjustments

At the balance sheet date the following new standards and amendments to existing standards have been published and will be introduced by the 2024/25 Code of Practice of Local Authority Accounting in the United Kingdom and are disclosed below in accordance with the requirement of paragraph 3.3.4.3 of the Code:

1. IFRS 16 Leases issued in January 2016;
2. Classification of Liabilities as Current or Non-current (Amendments to IAS 1) issued in January 2020;
3. Lease liability in a sale and leaseback (Amendments to IFRS 16) issued in September 2022;

4. Non-current Liabilities with covenants (Amendments to IAS 1) issued in October 2020;
5. International Tax reform: Pillar two model rules (Amendments to IAS 12) issued in May 2023; and
6. Supplier finance arrangements (Amendments to IAS7 and IFRS 7) issued in May 2023

Note that item 1 will only be applicable to local authorities that have not voluntarily implemented IFRS 16 in 2023/24, which this Council hasn't. It is likely that though they provide clarifications, items 2, 3 and 4 will not have a significant impact on the amounts anticipated to be reported in the financial statements. There will be limited application of items 5 and 6.

There are no prior period adjustments to report.

3. Critical Judgements in Applying Accounting Policies

In applying the accounting policies set out in Note 1, the Authority has had to make certain judgements about complex transactions or those involving uncertainty about future events. The critical judgements made in the Statement of Accounts are:

- There is a high degree of uncertainty about future levels of funding for Local Government. However, given levels of uncommitted reserves and the long track record of managing significant budget reductions and sound financial management, the Authority has determined that this uncertainty is not sufficient to provide an indication that the assets of the Authority might be impaired as a result of a need to close facilities and reduce levels of service provision.
- The Council has one PFI contract for the provision of school and leisure facilities at Hadley Learning Community and Queensway. Under the requirements of IFRIC 12, it has been determined that the arrangements is controlled by the Council and the accounting policy (Note 1(t)) relating to PFI schemes has been applied.
- West Mercia Energy – the Council has determined that the exclusion of WME's transactions from the Council's own accounts will not materially impact the fair presentation of the financial position and transactions of the Council and to the understanding of the Statement of Accounts by the reader. Note 55 provides details of the arrangement and an extract of the balance sheet of the West Mercia Energy Joint Committee.
- Pension Fund Liability – an actuarial evaluation of the Shropshire Local Government Pension Fund is undertaken every three years by the Fund actuary, Mercers, with annual updates in the intervening years. The methodology used is in line with IAS 19. Estimates of Pension Assets and Liabilities are sensitive to actuarial assumptions and can vary significantly based on changes to these assumptions.
- Recognition of Schools – the Council recognises the land and buildings used by schools in line with the provisions of the Codes of Practice. An assessment of the different schools operated has been undertaken to determine the accounting treatment (see Note 1(ag) above).

- Revenue from contracts with service recipients (IFRS 15) – IFRS 15 requires the Council to recognise revenue only when its obligations are delivered and accepted by 'service recipients'. A service recipient is a party that has contracted with an authority to obtain goods or services that are an output of the authority's normal operating activities in exchange for consideration.

Any delay between receipt of income and performance of obligations is considered to be minimal and below the materiality limit for qualifying, non-statutory services.

Where payments are received in advance of the Council fully discharging its obligations, for example in relation to planning fees or registration fees, these are appropriately recognised in the correct year through applying the accruals policy.

4. Assumptions Made About the Future and Other Major Sources of Estimation Uncertainty

The Statement of Accounts contains estimated figures that are based on assumptions made by the Authority about the future or that are otherwise uncertain. Estimates are made taking into account historical experience, current trends and other relevant factors. However, because balances cannot be determined with certainty, actual results could be materially different from the assumptions and estimates.

The items in the Authority's Balance Sheet at 31 March 2024 for which there is a significant risk of material adjustment in the forthcoming financial year are as follows:

Item	Uncertainties	Effect if Actual Results Differ from Assumptions
Property, Plant and Equipment	Assets are depreciated over useful lives that are dependent on assumptions about the level of repairs and maintenance that will be incurred in relation to individual assets. The current economic climate makes it uncertain that the Authority will be able to sustain its current spending on repairs and maintenance, bringing into doubt the useful lives assigned to assets.	If the useful life of assets is reduced, depreciation increases and the carrying amount of the assets falls. It is estimated that the annual depreciation charge for buildings and equipment would increase by £2.0m for every year that useful lives had to be reduced.
Property, Plant and Equipment	The war in Ukraine continues to affect the global markets. 2023 has also seen a significant escalation of events in the Middle East, thus impacting on the global markets and creating the subsequent transport issues through the Red Sea and Suez Canal, increasing prices and lead in times for the supply of goods including building materials. The pressures on inflation in the UK are slowing down, as the rate of these price increases fall. The UK entered recession for a short period at the end of 2023 and economic growth remains weak,	A 1% movement on the valuation of Land & Buildings equates to +/- £5.5m

Item	Uncertainties	Effect if Actual Results Differ from Assumptions
	<p>with rising unemployment levels. Interest rates appear to have stabilised, and the rate of inflation is moving in the downward direction. Investors remain cautious due to the overall economic uncertainty. Demand continues to be strong for rental accommodation, and although rental levels are expected to rise, this is expected to be at a much slower rate. The strong demand for online shopping continues, and although there has been a shift back to physical retail activity, this remains a mixed picture. There is the expectation that real incomes will continue to fall with costs still rising, and as fixed mortgage rates end, households will be required to adjust to the higher interest rates.</p> <p>Modern Methods of Construction (MMC) is encouraged nationally and accords with the governments thinking on the efficiency and modernisation of construction sites. It has not been seen in Telford to any great extent due to the costs involved in using it on residential sites. Larger Homes England sites include MMC and requirements to build at a specified pace within their tenders; bids are offered taking this into account. WMCA have agreed to push forward with the promotion of MMC for the region and only time will tell how costs and timescales are affected by Brexit and other ongoing factors.</p> <p>Telford has always had a strong manufacturing base and is a thriving hub for business, with growth rates consistently higher than the West Midlands for new business and job creation. However, consumer demand is currently uncertain due to the impact of higher costs, and the rate of unemployment has risen both nationally and locally, with a reduction in the number of vacancies overall. Although maintaining the trend, unemployment rates are lower in Telford & Wrekin than across the wider West Midlands.</p>	

Item	Uncertainties	Effect if Actual Results Differ from Assumptions
	<p>Housing delivery slowed within Telford over most of 2023, following a fall in demand and house prices. The number of properties sold by type fell dramatically over 2023; flats / apartments by 55%, terraced by 68%, semi-detached by 58% and detached by 84%. As a result, house prices decreased by between 2% and 14% depending on type. In summary local prices have fallen by 2.2% in 2023 compared to growth of 13.8% over the same period in 2022.</p>	
Pensions Liability	<p>Estimation of the net liability to pay pensions depends on a number of complex judgements relating to the discount rate used, the rate at which salaries are projected to increase, changes in retirement ages, mortality rates and expected returns on pension fund assets. A firm of consulting actuaries is engaged to provide the Authority with expert advice about the assumptions to be applied.</p>	<p>The effects on the net pension's liability of changes in individual assumptions can be measured. For instance, a 0.5% increase in the discount rate assumption would result in a decrease in the pension liability of -£55.1m. However, the assumptions interact in complex ways.</p> <p>Asset values included in the 2023/24 accounting figures equates to £25.2m of the property fund assets attributable to the Council. If these asset valuations were overstated by 10% this would have a £2.5m impact on the net pension liability.</p>
Arrears	<p>At 31 March 2024, the Authority had a balance of £65.9m for sundry debtors. The Council has set aside a bad debts provision of £6.787m (10.3%) in relation to these. It is our view that this level of provision is sufficient.</p> <p>The potential ongoing impact of the Cost-of-Living crisis has created uncertainty around future collection rates. However, it is not possible to predict the long-term implications.</p>	<p>If collection rates were to deteriorate, an increase in bad debt of 5% would require an additional £3.3m to be set aside in the provision.</p>
Single Status	<p>Single Status is a national pay and conditions agreement for staff employed under NJC terms and conditions, who form a significant proportion of the Council's workforce.</p>	<p>The costs in relation to the scheme could be lower or higher than the sum provided. If the costs are higher than the reserve, then there will be</p>

Item	Uncertainties	Effect if Actual Results Differ from Assumptions
	The agreement is effective from 1 st April 2007, however the process is not yet complete and it has been necessary to include a reserve which has been set aside for any potential costs.	an impact on general fund balances and future Council Tax increases. 1% of the earmarked reserve in relation to General Fund is £0.089m

This list does not include assets and liabilities that are carried at fair value based on a recently observed market price.

5. Events After the Reporting Period

The audited Statement of Accounts were authorised for issue by the Interim Director: Finance & Human Resources on 28th May 2024.

6. Disclosure of Deployment of Dedicated Schools Grant and Dedicated Schools Grant Unusable Reserve

The Council's expenditure on schools is funded primarily by grant monies provided by the Department for Education, the Dedicated Schools Grant (DSG). DSG is ring-fenced and can only be applied to meet expenditure properly included in the Schools Budget, as defined in the School and Early Years Finance (England) Regulations 2011. The Schools Budget includes elements for a range of educational services provided on an authority-wide basis and for the Individual Schools Budget, which is divided into a budget share for each maintained school.

Details of the deployment of DSG receivable for 2023/24 are as follows:

	Central Expenditure £000	Individual Schools Budget £000	Total £000
Final DSG for 2023/24 before Academy & High Needs Recoupment			203,805
Academy & High Needs figure recouped for 2023/24			(83,570)
Total DSG after Academy & High Needs recoupment for 2023/24			120,235
Plus: Brought forward from Prior Year			247
Agreed Budgeted Distribution in 2023/24	27,779	92,703	120,482
In Year Adjustments	0	16	16
Final Budget Distribution for 2023/24	27,779	92,719	120,498
Less: Actual Central Expenditure	(30,168)		(30,168)
Less: Actual ISB deployed to Schools		(92,153)	(92,153)
In Year Carry Forward to 2024/25	(2,389)	566	(1,823)
Plus: Carry Forward to 2024/25 agreed in advance	0	0	0
Carry Forward to 2024/25			(1,823)
DSG unusable reserve at the end of 2022/23			0
Addition to DSG unusable reserve at the end of 2023/24			(1,823)

	Central Expenditure £000	Individual Schools Budget £000	Total £000
Total of DSG unusable reserve at the end of 2023/24			(1,823)
Net DSG Position at the end of 2023/24			(1,823)

The DSG Unusable Reserve will only show a balance when there is an overall deficit at the end of the accounting period. For further information on the DSG Unusable Reserve, please see Note 31.

7. Other Operating Expenditure

2022/23 £000		2023/24 £000
5,157	Parish Council Precepts	5,311
99	Payment of RSG to Parishes	66
0	(Gains)/losses on the disposal of non-current assets – Academies and Trust Schools	0
(5,285)	(Gains)/losses on the disposal of non-current assets – Other Assets	(829)
(29)	Total	4,548

8. Financing and Investment Income and Expenditure

2022/23 £000		2023/24 £000
12,108	Interest payable and similar charges	13,552
(2,293)	Interest receivable and similar income	(2,787)
10,077	Pensions interest cost and expected return on pensions assets	3,364
19,892	Total	14,129

9. Taxation and Non Specific Grant Income and Expenditure

2022/23 £000		2023/24 £000
(81,249)	Council tax income	(87,130)
(3,860)	Collection Fund (Surplus)/Deficit	(1,127)
(32,029)	Non domestic rates	(37,421)
(5,267)	Non domestic rates Top Up Grant	(5,687)
(10,336)	Revenue Support Grant	(11,623)
(8,413)	Section 31 Grant	(11,684)
(33,417)	Capital Grants and Contributions	(58,121)
(174,571)	Total	(212,793)

10. Expenditure and Income Analysed by Nature

2022/23 £000		2023/24 £000
	Expenditure	
127,133	Employee benefits expenses	111,025
394,105	Other services benefits	419,610
20,505	Depreciation, amortisation and impairment	27,009
12,011	Interest Payments	15,736

2022/23 £000		2023/24 £000
5,256	Precepts and levies	5,377
(5,285)	Gains / (losses) on disposal of assets	(829)
553,725	Expenditure Total	577,928
	Income	
(74,544)	Fees, charges and other service income	(78,885)
(3,159)	Interest & investment income	(4,989)
(122,405)	Income from Council Tax & NDR	(131,365)
(315,180)	Government Grants and other contributions	(362,923)
(515,288)	Income Total	(578,162)
38,437	(Surplus) / Deficit on the Provision of Services	(234)

Revenue from Contracts with Service Recipients

IFRS 15 requires the Council to recognise revenue only when its obligations are delivered and accepted by 'service recipients'. A service recipient is a party that has contracted with an authority to obtain goods or services that are an output of the authority's normal operating activities in exchange for consideration.

Any delay between receipt of income and performance of obligations is considered to be minimal and below the materiality limit for qualifying, non-statutory services.

Where payments are received in advance of the Council fully discharging its obligations, for example in relation to planning fees or registration fees, these are appropriately recognised in the correct year through applying the accruals policy.

11. Pension Schemes

As part of the terms and conditions of employment of its officers, the Council makes contributions towards the cost of post-employment benefits. Although these benefits will not actually be payable until employees retire, the council has a commitment to fund payments (for those benefits) and to disclose them at the time that employees earn their future entitlement.

The Council participates in three formal Pension Schemes:

- The Local Government Pension Scheme, administered by Shropshire County Pension Fund
- The Teachers' Pension Scheme, administered by Capita Teachers' Pensions on behalf of the Department of Education
- The NHS Pension Scheme, administered by NHS Pensions

12. Defined Benefit Pension Schemes Participation in Pension Schemes

The Local Government Pension Scheme is a Defined Benefit Scheme and as such falls under IAS 19 and has resulted in transactions impacting on the Income and Expenditure Account.

The cost of retirement benefits are recognised in the reported Cost of Services when they are earned by employees, rather than when the benefits are eventually paid as pensions. However the charge required against council tax is the cash paid in the year, so the cost of

retirement benefits is reversed out of the General Fund via the Movement in Reserves Statement.

In accordance with International Accounting Standard No 19 – *Employee Benefits* (IAS 19) the Council is required to disclose certain information concerning assets, liabilities, income and expenditure related to pension schemes for its employees. Further information is contained in Note 1(g) of the Accounting Policies.

The Council's share of the deficit on the Local Government Pension Scheme has reduced by £69.1m over 2023/24. This is mainly due to the higher than assumed investment returns over the year, resulting in an actuarial gain of £46m. There was also a reduction in liabilities due to the change in assumptions over the year, reflecting market conditions at the year-end. There was a gain from the changes to financial assumptions of £24m – this was due to a reduction of 0.2% in the "net discount rate" – essentially the assumed future investment return above inflation (0.1% increase in the absolute discount rate and a 0.1% reduction in future (long term average) inflation). There was also a gain of £9m from changes in demographic assumptions used, due to the update to the latest CMI mortality tables. This reduction in deficit was partially offset by allowance for actual CPI inflation over the period being higher than the start of period assumption (£6m loss) and a combination of other minor factors (£4m).

Note that the financial assumptions are based on bond yields at the accounting date in line with the accounting requirements. In particular, the accounting discount rate has to be based on corporate bond yields and so is quite different to the Fund's ongoing funding assumptions (which are based on the expected returns on the Fund's actual asset holdings – the Fund invests relatively little in corporate bonds in practice). The accounting figures do not affect contributions payable to the Fund, which are based on the funding assumptions and strategy adopted for the actuarial valuation.

The Superannuation Act 1972 provides for scheme regulations to be made within a common framework, to establish new career average revalued earnings schemes to pay pensions and other benefits to certain public servants.

The weighted average duration of the defined benefit obligation for scheme members is 18 years. (18 years 2022/23).

The estimated contributions expected to be paid into the Local Government Pension Scheme next year are £18.857m. The contribution rate was set for 2024/25 at 17.2% (2023/24 17.2%), plus a lump sum. The combined rate for 2024/25 is estimated at 18.8%.

Actuarial Gains and Losses are recognised immediately through Other Comprehensive Income. As at the 31st March 2024 the cumulative amount of actuarial gain recognised in the statements is £205.0m.

The Council's assets and liabilities related to the Local Government Pension Scheme operated by Shropshire Council amounted to:

2022/23 £000		2023/24 £000
(722,186)	Present Value of Funded Benefit Obligations	(726,831)
(6,536)	Present Value of Unfunded Benefit Obligations	(6,086)

2022/23 £000		2023/24 £000
(728,722)	Total Present Value of Benefit Obligations	(732,917)
642,228	Fair Value of Pension Fund Assets	715,528
(86,494)	Surplus/(Deficit)	(17,389)

Change in Benefit Obligation during year

2022/23 £000		2023/24 £000
(1,045,894)	Benefit Obligation at Beginning of Year	(728,722)
(37,148)	Current Service Cost	(16,989)
(29,027)	Interest on Pension Liabilities	(34,461)
(5,811)	Member Contributions	(6,309)
365,206	Re-measurements (Liabilities)	26,493
0	Past Service Costs	(32)
(261)	Curtailment Cost	(813)
24,213	Benefits / Transfers Paid	27,916
(728,722)	Benefit Obligation at End of Year	(732,917)

Change in Plan Assets during year

2022/23 £000		2023/24 £000
670,511	Fair Value of Plan Assets at Beginning of Year	642,228
18,950	Expected Return on Plan Assets	31,097
(45,423)	Re-measurements (Assets)	46,162
17,323	Employer Contributions	18,451
5,811	Member Contributions	6,309
(731)	Administration Expenses	(803)
(24,213)	Benefits / Transfers Paid	(27,916)
642,228	Plan Assets at End of Year	715,528

Assets are valued at fair value, principally market value for investments, and consist of:

2022/23			2023/24	
£000	%		£000	%
328,884	51.2	Equity Investments	404,560	56.4
82,270	12.8	Government Bonds	104,395	14.6
38,084	5.9	Other Bonds	0	0.0
21,322	3.3	Property	25,187	3.5
3,018	0.5	Cash/Liquidity	10,017	1.4
168,650	26.3	Other	171,369	24.1
642,228	100.0	Total	715,528	100.0

The expected rate of return on assets is based on market expectations, at the beginning of the period, for investment returns over the entire life of the related obligation. The expected returns are adjusted for risk and are appropriate to each of the asset classes weighted by the proportion of the assets in the particular asset class.

Liabilities are calculated using the Projected Unit method of Valuation, which assesses the future benefit cashflows for the employer's membership which are estimated until the death of the last member and then discounted to the accounting date. This is done using accounting assumptions.

The last valuation was undertaken at 31 March 2022 and was implemented in April 2023.

The main assumptions used in the calculations are:

2022/23		2023/24
2.7%	- rate of inflation (CPI)	2.6%
4.0%	- rate of increase in salaries	3.9%
2.8%	- rate of increase in pensions	2.7%
50.0%	- proportion of employees opting to take a commuted lump sum	50.0%
4.8%	- rate for discounting scheme liabilities	4.9%
	- longevity at 65 for current pensioners	
22.2	Male	21.8
24.5	Female	24.2
	- longevity at 65 for future pensioners	
23.5	Male	23.1
26.3	Female	26.0

Changes to the pension scheme permit employees retiring on or after 6th April 2006 to take an increase in their lump sum payment on retirement in exchange for a reduction in their future annual pension. On the advice of our actuaries we have assumed that 50% of employees retiring will take maximum cash and 50% will take 3/80ths cash.

The estimation of the defined benefit obligations is sensitive to the actuarial assumptions set out in the table above. The sensitivity analysis below has been determined based on reasonably possible changes of the assumptions occurring at the end of the reporting period and assumes for each change that the assumption analysed changes while all the other assumptions remain constant. The estimations in the sensitivity analysis have followed the accounting policies for the scheme, i.e. on an actuarial basis using the projected unit credit method.

Sensitivity Analysis as at 31st March 2024

Disclosure Item	Central	Sensitivity 1	Sensitivity 2	Sensitivity 3	Sensitivity 4
		+0.5%p.a. discount rate	+0.25% p.a. inflation/pensions	+0.25% p.a. pay growth	1 year increase in life expectancy
	£000	£000	£000	£000	£000
Liabilities	732,917	677,820	762,123	736,876	749,749
Assets	(715,528)	(715,528)	(715,528)	(715,528)	(715,528)
Deficit / (Surplus)	17,389	(37,708)	46,595	21,348	34,221
Projected Service Cost for next year	15,705	13,325	17,020	15,705	16,123

Disclosure Item	Central	Sensitivity 1	Sensitivity 2	Sensitivity 3	Sensitivity 4
		+0.5%p.a. discount rate	+0.25% p.a. inflation/ pensions	+0.25% p.a. pay growth	1 year increase in life expectancy
	£000	£000	£000	£000	£000
Projected Net Interest Cost for next year	391	(2,545)	1,837	600	1,230

Pensions Asset / Liability Account

2022/23 £000		2023/24 £000
(375,383)	Opening Balance	(86,494)
(261)	Past Service Cost - Added Years	(845)
(37,148)	Current Service Cost	(16,989)
(29,027)	Interest Cost	(34,461)
18,950	Return On Assets	31,097
17,323	Payments to Pension Fund	18,451
(731)	Administration Expenses	(803)
319,783	Actuarial Gain or (Loss)	72,655
(86,494)	Closing Balance	(17,389)

Pensions Reserve

2022/23 £000		2023/24 £000
375,383	Opening Balance	86,494
261	Past Service Cost - Added Years	845
(17,323)	Charging Pensions Costs Payable	(18,451)
47,956	Reversing Out IAS 19 Items	21,156
(319,783)	Actuarial (Gain) or Loss	(72,655)
86,494	Closing Balance	17,389

Risk Management

Shropshire Council, the administering body, has a formal risk management strategy and risk registers for Pension Fund Investment, Investment Pooling and Pension Administration within their overall Pension Strategy. A summary of the Pension Fund's key risks can be found in the Pension Fund Annual report. The Shropshire County Pension Fund uses a number of techniques to manage risks within the Fund. The Fund's primary long term risk is that the Fund's assets will fall short of its liabilities. Therefore the aim of investment risk management is to minimise the risk of an overall reduction in the value of the Fund and to maximise the opportunity for gains across the whole portfolio. The Fund achieves this through asset diversification to reduce exposure to market risk (price, currency and interest rate risk) and credit risk to an acceptable level. In addition, the Fund manages its liquidity risk to ensure there is sufficient liquidity to meet the Fund's forecast cash flows.

13. Pensions Schemes Accounted for as Defined Contribution Schemes

The Teachers' and NHS Pension Schemes are technically Defined Benefits Schemes. However, the Schemes are unfunded and the Department for Education and NHS use a notional fund as the basis for calculating the employers' contribution rate paid by local authorities. The Authority is not able to identify its share of underlying financial position and performance of the Scheme with sufficient reliability for accounting purposes. For the purposes of this Statement of Accounts, these are therefore accounted for on the same basis as a defined contribution scheme.

Teachers Pensions Authority:

In 2023/24 the Council paid an employer's contribution of £9,079,523 (£8,585,586 in 2022/23), representing 23.68% (23.68% in 2022/23) of Teachers' pensionable pay, into the Teachers' Pension Authority. The scheme provides members with defined benefits related to pay and service. Contributions are set at rates determined by the Secretary of State, taking advice from the Scheme's Actuary. Changes from the most recent valuation, which was due to be undertaken in 2020 were implemented from April 2024.

National Health Service Pension Scheme:

In 2023/24 the Council paid an employer's contribution of £26,510 (£27,797 in 2022/23) representing 14.38% (14.38% in 2022/23) of pensionable pay into the NHS Pension Scheme. The scheme provides members with defined benefits related to pay and service. The contribution rate is determined by the Fund's Actuary based on quadrennial actuarial valuations, the results of the latest valuation were implemented in April 2024. Under Pension Regulations, contribution rates are set to meet 100% of the overall liabilities of the fund. This relates to Public Health which transferred to the Council on 1 April 2013.

14. Adjustments between Accounting Basis and Funding Basis under Regulations

This note details the adjustments that are made to the total comprehensive income and expenditure recognised by the Authority in the year in accordance with proper accounting practice to the resources that are specified by statutory provisions as being available to the Authority to meet future capital and revenue expenditure. The adjustments affect General Fund Balances and Reserves, Capital Receipts and Capital Grants Unapplied.

2023/24	General Fund Balance & Reserves £000	Capital Receipts Reserve £000	Capital Grants Unapplied £000	Movements in Unusable Reserves £000
Reversal of items debited or credited to the Comprehensive Income and Expenditure Statement:				
Charges for depreciation and impairment of non-current assets	27,010	0	0	(27,010)
Movement in the market value of Investment Properties	0	0	0	0
Revenue expenditure funded from capital under statute	13,896	0	0	(13,896)
Amounts of non-current assets written off on disposal or sale as part of the gain/loss on disposal to the Comprehensive Income and Expenditure Statement	1,023	0	0	(1,023)

2023/24	General Fund Balance & Reserves £000	Capital Receipts Reserve £000	Capital Grants Unapplied £000	Movements in Unusable Reserves £000
Insertion of items not debited or credited to the Comprehensive Income and Expenditure Statement:				
Statutory provision for the financing of capital investment	(4,363)	0	0	4,363
Adjustment primarily involving the Capital Grants Unapplied Account:				
Capital grants and contributions unapplied credited to the Comprehensive Income and Expenditure Statement	(58,121)	0	58,121	0
Application of grants to capital financing transferred to the Capital Adjustment Account	0	0	(43,267)	43,267
Adjustments primarily involving the Capital Receipts Reserve:				
Transfer of cash sale proceeds credited as part of the gain/loss on disposal to the Comprehensive Income and Expenditure Statement	(1,852)	1,852	0	0
Use of the Capital Receipts Reserve to finance new capital expenditure	0	(1,852)	0	1,852
Adjustments primarily involving the Deferred Capital Receipts Reserve:				
Transfer of deferred sale proceeds credited as part of the gain/loss on disposal to the Comprehensive Income and Expenditure Statement	0	0	0	0
Adjustment primarily involving the Financial Instruments Adjustment Account:				
Amount by which finance costs charged to the Comprehensive Income and Expenditure Statement are different from finance costs chargeable in the year in accordance with statutory requirements	(231)	0	0	231
Adjustments primarily involving the Pensions Reserve:				
Reversal of items relating to retirement benefits debited or credited to the Comprehensive Income and Expenditure Statement (see Note 12)	22,001	0	0	(22,001)
Employer's pensions contributions and direct payments to pensioners payable in the year	(18,451)	0	0	18,451
Adjustments primarily involving the Collection Fund Adjustment Account:				

2023/24	General Fund Balance & Reserves £000	Capital Receipts Reserve £000	Capital Grants Unapplied £000	Movements in Unusable Reserves £000
Amount by which council tax and non-domestic rate income credited to the Comprehensive Income and Expenditure Statement is different from council tax and non-domestic rate income calculated for the year in accordance with statutory requirements	(2,877)	0	0	2,877
Adjustments primarily involving the Accumulated Absences Account:				
Amount by which officer remuneration charged to the Comprehensive Income and Expenditure Statement on an accruals basis is different from remuneration chargeable in the year in accordance with statutory requirements	(946)	0	0	946
Adjustments primarily involving the Dedicated Schools Grant				
Amount by which the Council must not charge Dedicated Schools Grant deficits to the Comprehensive Income and Expenditure Statement	1,823			(1,823)
Total Adjustments	(21,088)	0	14,854	6,234

Comparative Movements in 2022/23:

2022/23	General Fund Balance & Reserves £000	Capital Receipts Reserve £000	Capital Grants Unapplied £000	Movements in Unusable Reserves £000
Reversal of items debited or credited to the Comprehensive Income and Expenditure Statement:				
Charges for depreciation and impairment of non-current assets	20,505	0	0	(20,505)
Movement in the market value of Investment Properties	0	0	0	0
Revenue expenditure funded from capital under statute	12,661	0	0	(12,661)
Amounts of non-current assets written off on disposal or sale as part of the gain/loss on disposal to the Comprehensive Income and Expenditure Statement	8,351	0	0	(8,351)
Insertion of items not debited or credited to the Comprehensive Income and Expenditure Statement:				
Statutory provision for the financing of capital investment	(4,434)	0	0	4,434
Adjustment primarily involving the Capital Grants Unapplied Account:				

2022/23	General Fund Balance & Reserves £000	Capital Receipts Reserve £000	Capital Grants Unapplied £000	Movements in Unusable Reserves £000
Capital grants and contributions unapplied credited to the Comprehensive Income and Expenditure Statement	(33,417)	0	33,417	0
Application of grants to capital financing transferred to the Capital Adjustment Account	0	0	(36,852)	36,852
Adjustments primarily involving the Capital Receipts Reserve:				
Transfer of cash sale proceeds credited as part of the gain/loss on disposal to the Comprehensive Income and Expenditure Statement	(13,598)	13,598	0	0
Use of the Capital Receipts Reserve to finance new capital expenditure	0	(13,598)	0	13,598
Adjustments primarily involving the Deferred Capital Receipts Reserve:				
Transfer of deferred sale proceeds credited as part of the gain/loss on disposal to the Comprehensive Income and Expenditure Statement	0	0	0	0
Adjustment primarily involving the Financial Instruments Adjustment Account:				
Amount by which finance costs charged to the Comprehensive Income and Expenditure Statement are different from finance costs chargeable in the year in accordance with statutory requirements	(218)	0	0	218
Adjustments primarily involving the Pensions Reserve:				
Reversal of items relating to retirement benefits debited or credited to the Comprehensive Income and Expenditure Statement (see Note 12)	48,217	0	0	(48,217)
Employer's pensions contributions and direct payments to pensioners payable in the year	(17,323)	0	0	17,323
Adjustments primarily involving the Collection Fund Adjustment Account:				
Amount by which council tax and non-domestic rate income credited to the Comprehensive Income and Expenditure Statement is different from council tax and non-domestic rate income calculated for the year in accordance with statutory requirements	(645)	0	0	645
Adjustments primarily involving the Accumulated Absences Account:				

2022/23	General Fund Balance & Reserves £000	Capital Receipts Reserve £000	Capital Grants Unapplied £000	Movements in Unusable Reserves £000
Amount by which officer remuneration charged to the Comprehensive Income and Expenditure Statement on an accruals basis is different from remuneration chargeable in the year in accordance with statutory requirements	349	0	0	(349)
Total Adjustments	20,448	0	(3,435)	(17,013)

15. Property, Plant & Equipment

Movements in 2023/24:

	Other Land & Buildings	Vehicles, Plant, Furniture & Equipment	Assets Under Construction	Surplus Assets	Total Property, Plant and Equipment	Property Investment Portfolio Assets included in PPE	PFI Assets Included in PPE
	£000	£000	£000	£000	£000	£000	£000
Cost or Valuation							
Balance Brought Forward	548,047	40,921	14,512	0	603,480	146,304	20,934
Additions	27,136	1,030	15,878	0	44,044	23,586	15
Revaluation increases/(decreases) recognised in the Revaluation Reserve	(20,954)	0	0	0	(20,954)	3,935	(2,484)
Revaluation increases/(decreases) recognised in the Surplus/Deficit on the Provision of Services	(8,106)	0	0	0	(8,106)	(4,144)	4
Derecognition – disposals	(5)	0	0	0	(5)	0	0
Assets reclassified (to)/from PPE	(1,565)	0	1,565	0	0	0	0
Assets reclassified (to)/from Investment Properties	0	0	0	0	0	0	0
Assets reclassified (to)/from Intangible Assets	0	0	0	0	0	0	0
Assets reclassified (to)/from Assets Held for Sale	0	0	0	0	0	0	0
At 31 March 2024	544,553	41,951	31,955	0	618,459	169,681	18,469
Less Accumulated Depreciation							
Balance Brought Forward	15,922	36,952	0	0	52,874	0	162
Depreciation charge	9,207	1,234	0	0	10,441	0	(441)
Depreciation written out to the Revaluation Reserve	(8,802)	0	0	0	(8,802)	0	(406)
Depreciation written out recognised in the Surplus/Deficit on the Provision of Services	(568)	0	0	0	(568)	0	811

	Other Land & Buildings	Vehicles, Plant, Furniture & Equipment	Assets Under Construction	Surplus Assets	Total Property, Plant and Equipment	Property Investment Portfolio Assets included in PPE	PFI Assets Included in PPE
	£000	£000	£000	£000	£000	£000	£000
Impairment loss/(reversals) recognised in the surplus/deficit on the Provision of Services	0	0	0	0	0	0	0
Derecognition – disposals	0	0	0	0	0	0	0
At 31 March 2024	15,759	38,186	0	0	53,945	0	126
Net Book Value							
at 31 March 2024	528,794	3,765	31,955	0	564,514	169,681	18,343
at 31 March 2023	532,125	3,969	14,512	0	550,606	146,304	20,772
Nature of Holding as 31 March 2024							
Owned	371,157	3,725	1565	0	376,447		
Leased	0	40	0	0	40		
Property Investment Portfolio	139,294	0	30,390	0	169,684		
PFI	18,343	0	0	0	18,343		
Total	528,794	3,765	31,955	0	564,514		

Comparative Movements in 2022/23:

	Other Land & Buildings	Vehicles, Plant, Furniture & Equipment	Assets Under Construction	Surplus Assets	Total Property, Plant and Equipment	Property Investment Portfolio Assets included in PPE	PFI Assets Included PPE
	£000	£000	£000	£000	£000	£000	£000
Cost or Valuation							
Balance Brought Forward	500,299	42,886	8,247	0	551,432	122,275	19,056
Additions	27,846	598	7,663	0	36,107	15,800	43
Revaluation increases/(decreases) recognised in the Revaluation Reserve	19,081	0	0	0	19,081	4,812	2,198
Revaluation increases/(decreases) recognised in the Surplus/Deficit on the Provision of Services	(2,924)	0	0	0	(2,924)	(2,057)	(363)
Derecognition – disposals	(216)	0	0	0	(216)	(164)	0
Assets reclassified (to)/from PPE	3,961	(2,563)	(1,398)	0	0	5,638	0
Assets reclassified (to)/from Investment Properties	0	0	0	0	0	0	0
Assets reclassified (to)/from Intangible Assets	0	0	0	0	0	0	0
Assets reclassified (to)/from Held for Sale	0	0	0	0	0	0	0
At 31 March 2023	548,047	40,921	14,512	0	603,480	146,304	20,934
Less Accumulated Depreciation							
Balance Brought Forward	17,456	35,066	0	0	52,522	0	110
Depreciation charge	8,404	1,886	0	0	10,290	0	414
Depreciation written out to the Revaluation Reserve	(9,727)	0	0	0	(9,727)	0	(157)
Depreciation written out recognised in the Surplus/Deficit on the Provision of Services	(211)	0	0	0	(211)	0	(205)
Impairment loss/(reversals) recognised in the surplus/deficit on the Provision of Services	0	0	0	0	0	0	0

	Other Land & Buildings	Vehicles, Plant, Furniture & Equipment	Assets Under Construction	Surplus Assets	Total Property, Plant and Equipment	Property Investment Portfolio Assets included in PPE	PFI Assets Included PPE
	£000	£000	£000	£000	£000	£000	£000
Derecognition – disposals	0	0	0	0	0	0	0
At 31 March 2023	15,922	36,952	0	0	52,874	0	162
Net Book Value							
at 31 March 2023	532,125	3,969	14,512	0	550,606	146,304	20,772
at 31 March 2022	482,843	7,820	8,247	0	498,910	122,275	18,946
Nature of Holding at 31 March 2023							
Owned	379,561	3,719	0	0	383,280		
Leased	0	250	0	0	250		
Property Investment Portfolio	131,792	0	14,512	0	146,304		
PFI	20,772	0	0	0	20,772		
Total	532,125	3,969	14,512	0	550,606		

Infrastructure Assets

Movements on balances

In accordance with the temporary relief offered by the Update to the Code on infrastructure assets this note does not include disclosure of gross cost and accumulated depreciation for infrastructure assets because historical reporting practices and resultant information deficits mean that this would not faithfully represent the asset position to the users of the financial statements.

The authority has chosen not to disclose this information as the previously reported practices and resultant information deficits mean that gross cost and accumulated depreciation are not measured accurately and would not provide the basis for the users of the financial statements to take economic or other decisions relating to infrastructure assets.

2022/23 £000		2023/24 £000
217,437	Net Book value (Modified historical cost) Brought Forward Balance	229,575
18,568	Additions	13,590
0	Derecognition	0
(6,430)	Depreciation	(6,888)
0	Impairment	0
0	Other movements in cost	0
229,575	Net Book Value Balance carried forward	236,277

Reconciliation to Balance Sheet

2022/23 £000		2023/24 £000
229,575	Infrastructure Assets	236,277
550,606	Other PPE assets	564,514
780,181	Total PPE Assets as per Balance Sheet	800,791

The authority has determined in accordance with Regulation 30M England of the Local Authorities (Capital Finance and Accounting) (England) (Amendment) Regulations 2022 that the carrying amounts to be derecognised for infrastructure assets when there is replacement expenditure is nil.

Depreciation

The following useful lives and depreciation rates have been used in the calculation of depreciation:

- Other Land and Buildings – 1 to 63 years
- Vehicles, Plant, Furniture & Equipment – 3 to 24 years
- Infrastructure Assets – 12 to 40 years

Capital Commitments

At 31 March 2024, the Authority has entered into 6 contracts for the construction of Property, Plant and Equipment where there is a commitment for expenditure in future years. This commitment has a budgeted cost of £27.668m. Similar commitments at 31 March 2023 were £6.198m. The major commitments are:

- Upgrading of broadband fibre infrastructure; £2.57m was outstanding at 31 March 2024
- Delivery of the Digital Skill Hub which forms part of the re-development of Station Quarter; £5.733m was outstanding at 31 March 2024
- The expansion of Lawley Village Academy; £2.331m was outstanding at 31 March 2024
- The expansion of Ercall Wood Academy; £9.752m was outstanding at 31 March 2024
- The development of Gower Street, St. Georges; £3.522m was outstanding at 31 March 2024
- The development of Oakengates district centre which forms parts of the Council's Towns Fund project; £3.759m was outstanding at 31 March 2024

The authority holds a number of individual sites for regeneration and economic development purposes: the Property Investment Portfolio (PIP). Continued investment has allowed the PIP to strengthen and grow and is being used to invest directly into land and property enabling local businesses to expand and attracting new investors which boosts jobs, the economy and generated additional income for the Council, directly through rental income but also from business rates.

There are no restrictions on the Authority's ability to realise the value inherent in its investment property or on the Authority's right to the remittance of income and the proceeds of disposal. The Authority has no contractual obligations to purchase, construct or develop investment property or repairs, maintenance or enhancement.

16. Valuation of Property Plant & Equipment

The Council's property, that was due to be valued this year, was valued on 31st December 2023 by internal valuers, Dawn Toy MRICS, Susan Millward MRICS, Caroline Tudor MRICS and David Scrimgeour, all are Registered Valuers of Telford & Wrekin Council.

The Authority carries out a rolling programme that ensures that all Property, Plant and Equipment required to be measured at current value is revalued at least every three years. All valuations were carried out internally. Valuations of land and buildings were carried out in accordance with the methodologies and bases for estimation set out in the professional standards of the Royal Institution of Chartered Surveyors. Valuations of vehicles, plant, furniture and equipment are based on current prices where there is an active second-hand market or latest list prices adjusted for the condition of the asset.

The valuations were in accordance with the RICS Valuation – Global Standards 2022, RICS Valuation – Global Standards 2023 and UK National Supplement October 2023 (the Red Book) and the International Valuation Standards (IVS).

The valuation of the property was on the basis of:

- existing use value (EUV) assuming that the property would be sold as part of the continuing business and subject to the following special assumptions (owner occupied property).
- fair value (which equates to market value for accounting purposes) for investment property assuming that it would be sold subject to any existing leases and subject to the following special assumptions (Investment Property).

- Market Value assuming that the property would be sold with vacant possession in its existing condition and subject to the following special assumptions (surplus property and property held for development).

The valuer's opinion of Market Value and EUV was primarily derived using:

- The Comparable method for types of property where there is good evidence of previous sales on arm's-length terms,
- Investment method for most commercial (and some residential) property that is producing, or has the potential to produce, future cash flows through the letting of the property,
- Depreciated replacement cost approach, because the specialised nature of the asset means that there are no market transactions of this type of asset, except as part of the business or entity.
- The value is being reported on the basis of market value except where DRC method is used due to the specialist nature of the properties.

Special assumptions – Operational Property:

- There would be no bids from Special Purchasers.
- It is assumed that the interest being valued can be offered freely and openly in the market, for non specialist property, and based on existing use for specialist property.
- There are no past changes in the physical aspects of the property or asset where the valuer has to assume those changes have not taken place.
- We will ignore any impending or proposed change in the physical circumstances of the property, for example, a new building to be constructed or an existing building to be refurbished or demolished on the valuation date.
- An anticipated change in the mode of occupation or trade at the property –
 - Planning consent has been, or will be, granted for development (including a change of use) at the property. We will also consider the impact of any conditions that may be imposed;
 - A building or other proposed development has been completed in accordance with a defined plan and specification;
 - The property has been changed in a defined way (e.g. removal of process equipment);
 - The property is vacant when, in reality, at the date of valuation it is occupied;
 - That a specific contract was in existence on the valuation date which had not actually been completed;
 - It is let on defined terms when, in reality, at the date of valuation it is vacant; or
 - The exchange takes place between parties where one or more has a special interest and that additional value, or synergistic value, is created as a result of the merger of the interests.
- Damaged property –
 - Treating the property as having been re-instated (reflecting any insurance claims) when it has not;

- Valuing as a cleared site with development permission assumed for the existing use; or
- Refurbishment or re-development for a different use reflecting the prospects of obtaining the necessary development permissions.
- Trade related property –
 - Accounts or records of trade would not be available to, or relied upon, by a prospective purchaser;
 - The business is open for trade when it is not;
 - The business is closed, when it is actually trading from the property;
 - The inventory has been removed, or is assumed to be in place when it is not;
 - The licences, consents, certificates and/or permits required in order to trade from the property are lost or are in jeopardy;
 - The business will continue to trade on its present terms, including any ties to the landlord for supply of liquor, gaming machines or other goods and services; or the valuation reflects the least cost to replace all elements of the service potential of the property to the owner of the interest being valued, which may include the margin gained from tied wholesale supplies of goods or the supply of services.
- It is assumed that there are no alterations and improvements to be carried out under the terms of a lease.
- Where a valuation needs to reflect an actual or anticipated marketing constraint, details of that constraint must be agreed and set out in these terms of engagement.
- If a property or asset cannot be freely or adequately presented to the market, the price is likely to be adversely affected. Before accepting instructions to advise on the likely effect of a constraint, we need to identify whether this arises from an inherent feature of the asset or interest being valued, or from the particular circumstances of the client.
- If an inherent constraint exists at the valuation date, it is normally possible to assess its impact on value.
- If an inherent constraint does not exist at the Valuation Date, but is a foreseeable consequence of a particular event or the client requests a valuation on the basis of a specified market restriction, the valuation will be provided on the Special Assumption that the constraint has arisen at the valuation date. Details of the nature of the constraint are to be listed here. It may also be appropriate to provide a valuation without the Special Assumptions in order to demonstrate its impact.
- Any Special Assumption that specifies a time limit on disposal MUST state the reason for the time limit.
- The term 'forced sale value' must not be used as this is not a valuation basis. The term is used to reflect pressure on a particular vendor to sell at or by a specific time. The vendor may be subject to external legal or personal factors and therefore the time constraint is not merely a preference of the vendor.
- That a financial instrument is valued using a yield curve that is different from that which would be used by a market participant.

- Projected values: These rely wholly on Special Assumptions and may include assumptions such as the state of the market in the future – yields, rental growth, interest rates, etc. The assumptions must be:
 - In accordance with any applicable national or jurisdictional standard.
 - Realistic and credible.
 - Clearly and comprehensively set out in the report.

Lotting assumptions – Property Investment Portfolio (PIP) & Groups of Properties:

- It is assumed that there are no physically separate properties that are occupied by the client where there is a functional dependence between the properties. e.g. a separate car park that is exclusively used by the occupier of the building.
- Due to the nature of the business of the Council, no account will be made where the ownership of a number of separate properties would be of particular advantage to someone as a single owner, because of economies that could result from either increased market share or savings in administration or distribution, such as with a block of offices, shops, factory units, libraries, schools, or drop in or contact centres.
- Where physically-adjointing properties that have been acquired separately by the Council for site assembly for future development/regeneration, the proposed development scheme will be used as the basis of valuation for the assembled site(s).
- No account will be made where individual properties are used collectively or are an essential component of the Council's operation, even though they may cover a large geographical area.
- You have not told us of any groups of properties that you do not want valuing together.
- We will value units with industrial estates, office complexes and local shopping centres within the Property Investment Portfolio as groups of properties

Not all of the properties were inspected. This was neither practicable nor considered by the valuer to be necessary for the purpose of the valuation.

Other Land & Buildings, with the exception of assets associated with the Property Investment Portfolio (PIP) are valued over a 3 year rolling programme. Assets associated with the PIP are valued every year. Infrastructure Assets and Vehicles, Plant & Equipment are valued at depreciated historical cost. Asset Under Construction and Community Assets are valued at historical cost.

The following table shows the gross book value of assets that have been revalued in the years 2021/22 to 2023/24.

	Other Land & Buildings £000	Vehicles, Plant & Equipment £000	Asset Under Construction £000	Total Property Plant & Equipment £000
Carried at Historic Cost	14,355	41,952	31,955	88,262

	Other Land & Buildings £000	Vehicles, Plant & Equipment £000	Asset Under Construction £000	Total Property Plant & Equipment £000
Valued @ 31 March 2022	64,164	0	0	64,164
Valued @ 31 March 2023	20,803	0	0	20,803
Valued @ 31 March 2024	445,230	0	0	445,230
Total Cost or Valuation	544,552	41,952	31,955	618,459

17. Intangible Assets

The Authority accounts for its software as intangible assets, to the extent that the software is not an integral part of a particular IT System and accounted for as part of the hardware item of Property, Plant and Equipment. The Intangible Assets include purchased licenses.

The carrying amount of Intangible Assets is amortised on a straight-line basis.

The movement on Intangible Asset balances during the year is as follows:

2022/23 £000		2023/24 £000
	Balance at start of the year	
12,873	- Gross Carrying Amount	16,997
(10,484)	- Accumulated Amortisation	(11,568)
2,389	Net Carrying Amount Brought Forward	5,429
	In year movements	
4,124	- Purchases	3,244
(1,084)	- Amortisation for the Period	(2,146)
3,040	Net Movements in Year	1,098
	Balance at end of the year	
16,997	- Gross Carrying Amount	20,241
(11,568)	- Accumulated Amortisation	(13,714)
5,429	Net Carrying Amount Carried Forward	6,527

18. Assets Held for Sale

2022/23 £000		2023/24 £000
9,851	Balance Brought Forward	2,238
485	Additions	325
0	Reclassified from / (to) - Property, Plant and Equipment	0
0	Reclassified from / (to) – Investment Properties	0
(1)	Revaluation Gain/(Loss) & Impairments met from the revaluation reserve	0
0	Revaluation Gain/(Loss) & Impairments met from the Surplus/Deficit on the Provision of Services	0
(8,097)	Assets sold	(1,019)
2,238	Balance Carried Forward	1,544

19. Heritage Assets

The Council has identified a number of Heritage Assets, as listed below. These are held for the appreciation of the history of the local area. The Council has no cost records for the assets and due to their nature, they cannot be valued effectively. The assets are therefore not recognised in the balance sheet.

Asset	Location
Anstice Backwalls & Ice House	Ironbridge
Bridge Structure, Former Castle	Little Dawley
Canal & 2 Railway Bridges	Coalport
Canal & Lock Gates	Hadley
Canal Basin	Granville Park
Canal Blists Hill to Sutton Hill	Madeley
Captain Webb Memorial	Dawley
Crossing Gates, Station Platform, Sidings	Ironbridge
Furnaces	Granville Park
Incline	Ironbridge
Incline Plane	Coalbrookdale
Incline Plane	Madeley
Ladywood Brickworks	Ironbridge
Loam Hole Dingle	Jiggers Bank
Lydbrook Sandstone Outcrop	Jiggers Bank
Mining Landscape	Shortwood, Wellington
Monument	Lilleshall
Newport Canal	Newport
Norman Chapel	Town Park
Overhead Bridge, Footbridge at Low Level	Madeley
Pumping Engine House Including Reservoir Weirs	Ironbridge
Railway Bridge	Newport
Railway Bridge (Wings)	West of Newport
Shafts Compressor House	Granville Park
Slag Block Wall	Ironbridge
Station Yard	Coalport
Stirchley Chimney	Stirchley
Stirchley Railway Station	Stirchley
Stirchley Tunnels	Stirchley
Track Beds/Railway Lines	Ironbridge
Ventilation Shaft	Ironbridge
Wappenshall Canal Basin	Wappenshall
Wide waters, Canal Basin	Little Dawley

20. Revaluations and Impairment Losses

During 2023/24 the Authority has recognised a net revaluation loss of £19.69m (2022/23 revaluation gain £26.094m) in relation to Property, Plant & Equipment and Assets Held for Sale. Of this loss £12.152m were charged to the Revaluation Reserve and £7.538m was charged to the CIES due to a balance not being held in the Revaluation Reserve for a specific asset being revalued. The charge to the CIES is then reversed out as part of the Movement in Reserves Statement.

21. Financial Instruments

The following categories of financial instrument are carried in the Balance Sheet.

Financial Assets

	Non-current				Current				
	Long Term Investments		Long Term Debtors		Investments (inc. Cash & Cash Equivalents)		Debtors		Total
	2022/23	2023/24	2022/23	2023/24	2022/23	2023/24	2022/23	2023/24	2023/24
	£000	£000	£000	£000	£000	£000	£000	£000	£000
Fair Value through Profit and Loss									
Amortised Cost									
Cash & Cash Equivalents					38,499	17,868			17,868
Debtors*			588	773			22,335	32,334	33,107
Debtors with Subsidiaries							433	1,099	1,099
NuPlace Loan			44,832	50,176					50,176
Fair Value through other comprehensive income - designated equity instruments									0
Fair value through other comprehensive income - other									0
Total Financial Assets	0	0	45,420	50,949	38,499	17,868	22,768	33,433	102,250
Non-Financial Assets - Other					121	121	36,381	32,489	32,610
Nuplace Equity	18,800	22,200							22,200
Total	18,00	22,200	45,420	50,949	38,620	17,989	59,149	65,922	157,060

Financial Liabilities

	Non-Current				Current				Total
	Long Term Borrowing		Long Term Creditors		Short Term Borrowing		Creditors		
	2022/23	2023/24	2022/23	2023/24	2022/23	2023/24	2022/23	2023/24	2023/24
	£000	£000	£000	£000	£000	£000	£000	£000	£000
Fair Value through Profit and Loss									
Amortised Cost									
Borrowing	240,013	237,092			107,209	134,232			371,324
PFI and finance lease liabilities			44,215	40,685			3,589	3,887	44,572
Other Creditors*							73,260	85,478	85,478
Total Financial Liabilities	240,013	237,092	44,215	40,685	107,209	134,232	76,849	89,365	501,374
Non-Financial Liabilities							20,634	12,977	12,977
Total	240,013	237,092	44,215	40,685	107,209	134,232	97,483	102,342	514,351

* The value of debtors and creditors reported in the above tables are solely those amounts meeting the definition of a financial instrument. The balance sheet and notes also include balances which do not meet the definition of a financial instrument, such as tax-based debtors and creditors.

Income, Expense, Gains and Losses

	2022/23		2023/24	
	Surplus or Deficit on the Provision of Services	Other Comprehensive Income and Expenditure	Surplus or Deficit on the Provision of Services	Other Comprehensive Income and Expenditure
	£000	£000	£000	£000
Net Gain/Losses on:				
Financial assets measured at fair value through profit and loss	0	0	0	0
Financial asset measured at amortised cost	0	0	0	0
Investment in equity instrument designated at fair value through other comprehensive income	0	0	0	0
Financial assets measured at fair value through other comprehensive income	0	0	0	0
Financial liabilities measured at fair value through profit and loss	0	0	0	0
Financial liabilities measured at amortised cost	0	0	0	0
Total net gains loss	0	0	0	0
Interest revenue:				
Financial assets measured at amortised cost	0	(2,293)	0	(2,787)
Other financial assets measured at fair value through other comprehensive income	0	0	0	0
Total interest revenue	0	(2,293)	0	(2,787)
Interest expense	0	12,108	0	10,064
Fee income				
Financial assets or financial liabilities that are not at fair value through profit and loss	0	0	0	0
Trust and other fiduciary activities	0	0	0	0
Total fee income	0	0	0	0
Fee expense				

	2022/23		2023/24	
	Surplus or Deficit on the Provision of Services	Other Comprehensive Income and Expenditure	Surplus or Deficit on the Provision of Services	Other Comprehensive Income and Expenditure
	£000	£000	£000	£000
Financial assets or financial liabilities that are not at fair value through profit and loss	0	0	0	0
Trust and other fiduciary activities	0	0	0	0
Total fee expense	0	0	0	0

Fair Values of Assets and Liabilities

Financial liabilities, financial assets represented by loans and receivables and long-term debtors and creditors are carried in the Balance Sheet at amortised cost. Their fair value can be assessed by calculating the present value of the cash flows that will take place over the remaining term of the instruments, using the following assumptions:

- estimated ranges of interest rates are based on new lending rates for equivalent loans at that date.
- no early repayment or impairment is recognised.
- where an instrument will mature in the next 12 months, carrying amount is assumed to approximate to fair value.
- the fair value of trade and other receivables is taken to be the invoiced or billed amount.

The fair values calculated are as follows:

	2022/23		2023/24	
	Carrying Amount £000	Fair Value £000	Carrying Amount £000	Fair Value £000
Financial Assets				
Cash and Cash Equivalents	38,499	38,499	17,868	17,868
Other receivables	68,188	68,188	84,382	84,382
Total Financial Assets	106,687	106,687	102,250	102,250

The fair value of the assets is the same as the carrying amount due to the nature of the assets held.

	2022/23		2023/24	
	Carrying Amount £000	Fair Value £000	Carrying Amount £000	Fair Value £000
Financial Liabilities				
Borrowing	347,222	316,595	371,324	330,736
PFI and finance lease liabilities	47,804	47,804	44,274	44,274
Other payables	73,260	73,260	85,478	85,478
Total Financial Liabilities	468,286	437,659	501,076	460,488

The fair value of the liabilities is lower than the carrying amount because the Authority's portfolio of loans includes a number of fixed rate loans where the interest rate payable is lower than the prevailing rates at the Balance Sheet date. This shows a notional future gain (based on economic conditions at 31 March 2024) arising from a commitment to pay interest to lenders above current market rates.

Short term debtors and creditors are carried at cost as this is a fair approximation of their value.

The Fair Value Hierarchy for financial assets and liabilities that are not measured at fair value are as follows:

	31 March 2024			
	Quoted Prices in active markets for identical assets (Level 1) £000	Other significant observable inputs (Level 2) £000	Significant unobservable inputs (Level 3) £000	Total £000
Financial Assets				
Cash and Cash Equivalents	0	17,868	0	17,868
Other receivables	0	84,382	0	84,382
Total Financial Assets	0	102,250	0	102,250
Financial Liabilities				
Borrowing	0	330,736	0	330,736
PFI and finance lease liabilities	0	44,274	0	44,274
Other payables	0	85,478	0	85,478
Total Financial Liabilities	0	460,488	0	460,488

	31 March 2023 (Comparative Year)			
	Quoted Prices in active markets for identical assets (Level 1) £000	Other significant observable inputs (Level 2) £000	Significant unobservable inputs (Level 3) £000	Total £000
Financial Assets				
Cash and Cash Equivalents	0	38,499	0	38,499

	31 March 2023 (Comparative Year)			
	Quoted Prices in active markets for identical assets (Level 1) £000	Other significant observable inputs (Level 2) £000	Significant unobservable inputs (Level 3) £000	Total £000
Financial Assets				
Other receivables	0	68,188	0	68,188
Total Financial Assets	0	106,687	0	106,687
Financial Liabilities				
Borrowing	0	316,595	0	316,595
PFI and finance lease liabilities	0	47,804	0	47,804
Other payables	0	73,260	0	73,260
Total Financial Liabilities	0	437,659	0	437,659

The fair value for financial liabilities and financial assets that are not measured at fair value included in levels 2 and 3 in the table above have been arrived at using a discounted cash flow analysis with the most significant inputs being the discount rate.

The fair value for financial liabilities and financial assets that are not measured at fair value can be assessed by calculating the present value of the cash flows that will take place over the remaining term of the instruments, using the following assumptions:

Financial Assets	Financial Liabilities
No early repayment or impairment is recognised.	No early repayment is recognised.
The fair value of receivables is taken to be the carrying amount (the invoiced / billed amount) due to the short term nature of the assets.	Estimated ranges of interest rates at 31 March 2024 of 4.24% and 4.78% of loans payable, based on new leading rates for equivalent loans at that date.

22. Nature and Extent of Risks Arising from Treasury Related Financial Instruments

Fair Value of Assets & Liabilities

Fair Value is defined as the amount for which an asset could be exchanged or a liability settled, assuming that the transaction was negotiated between parties knowledgeable about the market in which they are dealing and willing to buy/sell at an appropriate price, with no other motive in their negotiations other than to secure a fair price.

We have worked in conjunction with Link Treasury Services, our treasury advisors, to produce the following portfolio valuation:

	Nominal/ Principal 31/3/2024 £000	Fair Value @ new loan rate 31/3/2024 £000	Fair Value @ premature repayment rate 31/3/2024 £000
Financial Assets			
Fixed Term Deposits	0	0	0
Other	22,200	22,200	22,200
	22,200	22,200	22,200
Financial Liabilities			
Money Market Loans (inc. LOBO's)	40,000	34,019	43,514
PWLB Loans	244,549	209,943	225,679
Abundance Municipal Loans	246	246	246
Temporary Loans	86,529	86,529	86,529
	371,324	330,737	355,968

The assets and liabilities are shown in the balance sheet at Nominal/Principal cost. The above table shows that the fair value of our assets (investments) is the same as the nominal value as they are non-tradeable shares. Whereas, the fair value of our liabilities is less than the amount held on the balance sheet due mainly to the relatively interest rates at 31 March 2024 resulting in a net discount however note replacement borrowing would also be at a higher interest.

Methodology and Assumptions

The fair value of an instrument is determined by calculating the Net Present Value of future cashflows, which provides an estimate of the value of payments in the future in today's terms. This is the widely accepted valuation technique commonly used by the private sector.

The discount rate used in the NPV calculation should be equal to the current rate in relation to the same instrument from a comparable lender. This will be the rate applicable in the market on the date of valuation, for an instrument with the same duration i.e. equal to the outstanding period from valuation date to maturity. The structure and terms of the comparable instrument should be the same, although for complex structures it is sometimes difficult to obtain the rate for an instrument with identical features in an active market. In such cases, we have used the prevailing rate of a similar instrument with a published market rate, as the discount factor.

Complexities of the NPV calculation

It is unlikely that the future cash instalments of an instrument will fall in equal time periods from the date of valuation, and there is likely to be a "broken" period from the valuation date to the next instalment. This means that an adjustment needs to be made to each discount factor, in order to take account of the timing inequality.

Evaluation of PWLB debt

We have used the new borrowing rate, as opposed to the premature repayment rate, as the discount factor for all PWLB borrowing. This is because the premature repayment rate includes a margin which represents the lender's profit as a result of rescheduling the loan,

which is not included in the fair value calculation since any motivation other than securing a fair price should be ignored.

Inclusion of accrued interest

The purpose of the fair value disclosure is primarily to provide a comparison with the carrying value in the Balance Sheet. Since this will include accrued interest as at the Balance Sheet date, we have also included accrued interest in the fair value calculation. This figure will be calculated up to and including the valuation date.

Discount rates used in NPV calculation

The rates quoted in this valuation were obtained by Link Treasury Services Ltd from the market on 31st March, using bid prices where applicable.

Assumptions:

It is noted that the following assumptions do not have a material effect on the fair value of the instrument:

- Interest is calculated using the most common market convention, Actual Days/365.
- Where interest is paid/received every 6 months on a day basis, the value of interest is rounded to 2 equal instalments.
- For fixed term deposits it is assumed that interest is received on maturity, or annually if duration is > 1 year.
- We have not adjusted the interest value and date where a relevant date occurs on a non-working day.

Exposure to Risk

The Authority's activities expose it to a variety of financial risks:

- credit risk – the possibility that other parties might fail to pay amounts due to the Authority.
- liquidity risk – the possibility that the Authority might not have funds available to meet its commitments to make payments.
- market risk – the possibility that financial loss might arise for the Authority as a result of changes in such measures as interest rates and stock market movements.

The Authority's overall risk management programme focuses on the unpredictability of financial markets and seeks to minimise potential adverse effects on the resources available to fund services. Risk management on investments is carried out by a central treasury team, under policies approved by the Council in the annual treasury management strategy. The Council provides written principles for overall risk management, as well as written policies covering specific areas, such as interest rate risk, credit risk, and the investment of surplus cash.

Credit risk

Credit risk arises from deposits with banks and financial institutions, as well as credit exposures to the Authority's customers. Deposits are not made with banks and financial institutions unless they are rated independently with a minimum short term rating of A+, a minimum long term rating of F1+, a minimum support rating of 3, a minimum individual rating of C and a minimum sovereign rating of AA-. In conjunction with our treasury advisors these are overlaid with credit default swaps to produce a lending list governing both value

and length of investment. The Authority has a policy of not lending more than £15m to any one institution.

The following analysis summarises the Authority's potential maximum exposure to credit risk, based on experience of default and non-collection over the last five financial years, adjusted to reflect current market conditions.

	Amount at 31 March 2024	Historical experience of default	Historical experience adjusted for market conditions at 31 March 2024 (rounded to 3 decimal place)	Estimated maximum exposure to default and uncollectability
	£000s	%	%	£000s
	A	B	C	A * C
Deposits with banks and financial institutions	0	0	0	0
Other	22,200	0	0	0
Debtors	65,922	0	10.296	6,787
Total	88,122	0	7.702	6,787

The Council has not experienced any defaults with any of the above counterparty types in the last 10 years. The Authority does not expect any losses from non-performance by any of its counterparties in relation to deposits and bonds. The Council has one long term investment which is our wholly owned subsidiary NuPlace where we hold a mixture of equity (classed as 'Other' in the above analysis) and debt. The equity is not traded therefore has no credit risk. Link Treasury Services, the Council's independent treasury advisor, have reviewed the Expected Credit Losses associated with the debt and these are not deemed to be material.

Liquidity risk

As the Authority has ready access to borrowings from the Public Works Loans Board, there is no significant risk that it will be unable to raise finance to meet its commitments under financial instruments. Instead, the risk is that the Authority will be bound to replenish a significant proportion of its borrowings at a time of unfavourable interest rates, which is managed by the Chief Finance Officer taking advice from the Councils Treasury Advisors and with reference to maturity profiles.

The maturity analysis of long-term financial liabilities can be found in the table on page 112.

All trade and other payables are due to be paid in less than one year.

Market risk

Interest rate risk

The Authority is exposed to significant risk in terms of its exposure to interest rate movements on its borrowings and investments. Movements in interest rates have a complex impact on the Authority. For instance, a rise in interest rates would have the following effects:

- borrowings at variable rates – the interest expense charged to the Income and Expenditure Account will rise.
- borrowings at fixed rates – the fair value of the liabilities borrowings will fall.
- investments at variable rates – the interest income credited to the Income and Expenditure Account will rise.
- investments at fixed rates – the fair value of the assets will fall.

Borrowings are not carried at fair value, so nominal gains and losses on fixed rate borrowings would not impact on the Comprehensive Income and Expenditure Account. However, changes in interest payable and receivable on variable rate borrowings and investments will be posted to the Income and Expenditure Account and affect the General Fund Balance pound (£) for pound (£). Movements in the fair value of fixed rate investments will be reflected in the Comprehensive Income and Expenditure Account.

The Authority has a number of strategies for managing interest rate risk. The policy is to have a maximum of 70% of its borrowings in variable rate loans. During periods of falling interest rates, and where economic circumstances make it favourable, fixed rate loans will be repaid early to limit exposure to losses. The risk of loss is ameliorated by the fact that a proportion of Government grant payable on financing costs will normally move with prevailing interest rates or the Authority's cost of borrowing and provide compensation for a proportion of any higher costs.

The treasury management team has an active strategy for assessing interest rate exposure that feeds into the setting of the annual budget and which is used to update the budget quarterly during the year. This allows any adverse changes to be accommodated. The analysis will also advise whether new borrowing taken out is fixed or variable.

In line with our Treasury Strategy, the Authority has taken advantage of low level of interest on short-term borrowing in order to reduce cost. The Authority will continue to engage with our external treasury advisor, Link Treasury Services Ltd, to monitor interest rates and lock into long term borrowing when it is prudent to do so.

Price risk

The Authority does not generally invest in equity shares. The Authority is not consequently exposed to losses arising from movements in the prices of the shares. We do however hold shares in NuPlace however these are non-traded stocks and therefore there is no price risk.

Foreign exchange risk

The Authority has no financial assets or liabilities denominated in foreign currencies and thus has no exposure to loss arising from movements in exchange rates.

Financial Instruments Adjustment Account – this account holds the accumulated difference between the financial costs included in the Income and Expenditure Account and the accumulated financing costs required in accordance with regulations to be charged to the General Fund balance.

The **Available-for-Sale Reserve** is a revaluation reserve used to manage the fair value process for these financial assets. It is permitted to have a negative value provided that the losses posted to it are not impairment losses.

Sensitivity Analysis

At the 31st March 2024 the Council had both fixed and variable investments and borrowings. A sensitivity analysis has been carried out to assess the impact that increases or decreases in interest rates would have on the budget.

The table below shows an analysis of investments and borrowing into fixed and variable together with the impact of a 1% change in interest rates.

	Investments	Borrowing	Net Total	1% Movement
	£000	£000	£000	£000
Variable	(17,868)	134,232	116,364	1,163
Fixed	(22,200)	237,092	214,892	0
Total	(40,068)	371,324	331,256	1,163

A 1% change in interest rates would have an impact on the budget of £1.163m, this is because at 31st March 2024 more variable borrowing than variable investments were held. The most likely next move in interest rates at 31st March 2024 is downward and this would lead to a net reduction in borrowing costs based on the position at 31st March 2024. The Council is managing ongoing maturity profiles for both investments and borrowing.

Long Term Borrowing

Source of Loan	Range of Interest rates payable (%)		Total Outstanding	
	Min.	Max.	2022/23 £000	2023/24 £000
Public Works Loan Board	1.20%	9.38%	199,767	196,913
Money Market Loans (including LOBOs)	3.98%	4.50%	40,000	40,000
Abundance Municipal Investments	2.10%	2.10%	246	179
			240,013	237,092

Long term borrowing by maturity:

	2022/23 £000	2023/24 £000
Maturing in 1-2 years	21,705	17,791
Maturing in 2-5 years	33,196	34,542
Maturing in 5-10 years	45,679	49,852
Maturing in more than 10 years	139,433	134,907
	240,013	237,092

Total Borrowing

	2022/23 £000	2023/24 £000
Total Long Term Borrowing	240,013	237,092
Temporary Borrowing	107,209	134,232
Total Borrowing	347,222	371,324

During the year, total borrowing increased by £24.102m, from £347.222m to £371.324m. This increase was due to capital expenditure funded from Prudential Borrowing, £38.367m offset by a movement into internal borrowing i.e. reserves.

23. Debtors

2022/23 £000		2023/24 £000
	Amounts falling due in one year:	
10,236	Central Government	7,616
3,420	Other Local Authorities	2,838
2,037	NHS Bodies	1,674
433	Amounts due from Subsidiaries	1,099
43,023	Other Entities and Individuals	52,695
59,149	Gross Debtors	65,922
(6,784)	Provision for Expected Credit Loss & Incurred Loss	(6,928)
52,365	Total	58,994

Provision for Expected Credit Loss & Incurred Loss

2022/23 £000		2023/24 £000
(125)	Rent associated with Property Investment	(128)
(176)	Sales Ledger	(211)
(1,920)	Benefits overpayments	(1,571)
(4,563)	Other provisions	(5,018)
(6,784)	Total	(6,928)

24. Investments

In total the Council's investments held at 31st March 2024 reduced by £17.231m as a result of a reduction in cash holdings, £20.631m, offset by further acquisition of share capital in our wholly owned subsidiary, £3.4m.

The Council has long term investments, totalling £22.2m, comprising solely of share capital in its wholly owned subsidiary. Investments are shown in the Balance Sheet at cost.

The Council has no short fixed term deposits, with the exception call accounts which include Money Market Funds and deposits placed overnight with the Debt Management Office (DMO). Such amounts are shown within cash and cash equivalents.

Summary of Investments

2022/23 £000	Category	2023/24 £000
	Long Term Investments	
18,800	Other (Equity Investments)	22,200
18,800	Total Long Term Investments	22,200
0	Short Term Investments	0
38,499	Cash & Cash Equivalent Investments	17,868
57,299	Total Investments	40,068

Investments are valued as "loans and receivables". See also Note 22 on Fair Value.

25. Cash and Cash Equivalents

The balance of Cash and Cash Equivalents is made up of the following elements:

2022/23 £000		2023/24 £000
4,419	Bank current accounts	3,188
34,080	Call Accounts	14,680
38,499	Cash and Cash Equivalent Investments	17,868
121	Cash held by the Authority	121
38,620	Total Cash and Cash Equivalents	17,989
0	Bank Account Overdrawn	0
38,620	Net Cash Position for Cash Flow Purposes	17,989

26. Provisions

	1 st April 2023 £000	Transfers/ Receipts in year £000	Transfers/ Payments in year £000	31 st March 2024 £000
Restructure Provision	0	1,018	0	1,018
NDR Appeals Provision	3,219	2,107	(3,219)	2,107
Total	3,219	3,125	(3,219)	3,125
2022/23	1,579	3,219	(1,579)	3,219

Restructure Provision – the accounts include a provision to meet committed severance costs which relate to ongoing restructuring programme which is part of the Council's strategy for delivering savings. The amount in the provision on 31st March 2024 was £1.018m. It is anticipated that an element of this will be funded from Capital Receipts in 2024/25.

NDR Appeals – under the arrangements for the retention of business rates, authorities are required to make a provision for refunding ratepayers who successfully appeal against the rateable value of their property on the rating list. Based on information relating to outstanding appeals provided by the Valuation Office, £6.378m is estimated as the amount required to set aside for this purpose in the 2023/24 accounts (£6.569m in 2022/23). Telford & Wrekin Council's proportion of this is £3.125m (49%) (£3.219m in 2022/23).

27. Creditors

2022/23 £000		2023/24 £000
6,541	Central Government	5,602
1,991	Other Local Authorities	2,516
987	Public Corporations and Trading Funds	1,052
84,375	Other Entities and Individuals	89,285
3,589	PFI and Leases	3,887
97,483	Total	102,342

28. Private Finance Initiatives and Similar Contracts

The Council entered into a PFI transaction in March 2006 for the provision of school and leisure facilities at Hadley Learning Community and Queensway for £289m.

Unitary payments are being paid to the operator, and PFI credits received from the Government as a specific annual grant from 2007/08, when all of the buildings became operational. In 2023/24 the Authority made payments of £11.919m in respect of this PFI contract with Interserve Limited. The Authority is committed to making payments estimated at £9,071,500 per annum (index linked, starting point September 2006) until the contract expiry date of 2034 and receives £5.9m per annum from the Government to help offset this cost. The Council has approved a budget strategy which makes provision for its future commitments in line with the PFI Contract.

The PFI scheme relates to a number of properties of which Hadley Learning Community Primary and Secondary schools and Queensway North converted to Academy status during 2017/18 and as such these assets do not appear on our Balance Sheet. The Bridge School and four properties formerly used as children's residential homes remain with the Council. The value of assets held and shown within Property, Plant & Equipment is £18.343m. The equivalent figure at 31st March 2023 was £20.772m.

A finance lease creditor has also been recognised to the value of £44.512m as at 31st March 2024. The payment made to the operator has been analysed between the service element and the interest charge. The latter has added £3.716m to the interest paid for 2023/24. Amounts due are shown in the table below:

	2022/23				2023/24			
	Service	Lifecycle	Interest	Finance Lease	Service	Lifecycle	Interest	Finance Lease
	£000	£000	£000	£000	£000	£000	£000	£000
Within 1 year	3,073	356	3,975	3,172	3,150	486	3,716	3,371
2 to 5 years	13,080	6,798	13,753	10,196	13,407	6,905	12,910	11,237
6 to 10 years	18,276	4,358	10,694	23,256	18,733	4,227	8,757	25,138
11 to 15 years	6,939	1,194	1,257	11,062	3,005	731	320	4,766

29. Useable Reserves - Transfers to/from Earmarked Reserves & Balances

Movements in the Authority's useable reserves are detailed in the Movement in Reserves Statement and below.

This note sets out the amounts set aside from General Fund balances in earmarked reserves to provide financing for future expenditure plans and the amounts posted back from earmarked reserves to meet General Fund expenditure in 2023/24.

	General Fund Balance	Earmarked General Fund Reserves*	School Balances	Revenue Grants & Other Balances	Capital Grants Unapplied	Total Useable Reserves
	£000	£000	£000	£000	£000	£000
Balance at 31 March 2022 carried forward	5,107	117,722	10,948	139	16,183	150,099
Movement / Use of reserves during 2022/23	(386)	(18,103)	504	(4)	(3,433)	(21,422)
Balance at 31 March 2023 carried forward	4,721	99,619	11,452	135	12,750	128,677
Movement / Use of reserves during 2023/24	(152)	(19,091)	(1,653)	42	14,854	(6,000)
Balance at 31 March 2024 carried forward	4,569	80,528	9,799	177	27,604	122,677

Analysis of Earmarked General Fund Reserves

	1 st April 2023	Payments	Receipts	31 st March 2024
	£000	£000	£000	£000
Pay related Costs Reserve	11,871	(155)	2	11,718
Homes England Land Deal	3,899	(1,611)	5,974	8,262
Investment in Council Priorities Fund	7,246	(3,185)	50	4,111
Capacity and ITS Fund	3,641	(1,204)	1,321	3,758
Afghan Relocation Scheme	2,218	(767)	1,821	3,272
Public Health Grant	2,906	(855)	220	2,271
Income Equalisation Account	3,528	(1,500)	0	2,028
Ukrainian Refugee Scheme	2,319	(687)	0	1,632
Hadley PFI Sinking Fund	1,494	(13,316)	13,107	1,285
Reserves earmarked as part of medium term Service and Financial Planning Strategy ⁽¹⁾	21,702	0	0	21,702
Other reserves below £1,000,000 at 31 st March 2024 ⁽²⁾	38,795	(26,473)	8,167	20,489
Total	99,619	(49,753)	30,662	80,528
Previous Year	117,722	(52,665)	34,562	99,619

- 1 These balances have been set aside to support the medium term financial strategy. Due to the number of uncertainties about future funding, including major planned reforms to the local government finance system currently postponed and Adult Social Care Reform, it is prudent to hold sufficient reserves to ensure a sustainable financial position.
- 2 The total includes residual grant balances: Specific Refugee/Asylum Seeker Grant Funding and Improved Better Care Fund Grant; provision for insurance excesses and funding committed for the capital programme. There are also a number of service

balances which support the delivery and development of services, such as for housing and homelessness support. A robust review of all reserves and balances is undertaken annually as part of the Service & Financial Planning Process and a detailed schedule is included in the Medium Term Financial Strategy.

30. School Balances

School balances do not form part of the Council's General Fund Balances. They are held separately and are solely for use by schools. The balances held are as follows:

2022/23 £000		2023/24 £000
9,859	School Balances – Revenue	8,656
1,593	School Balances - Capital	1,143
11,452	Total School Balances	9,799

31. Unusable Reserves

2022/23 £000		2023/24 £000
207,644	Revaluation Reserve	190,317
121,766	Capital Adjustment Account	134,492
(7,302)	Financial Instruments Adjustment Account	(7,071)
(86,494)	Pensions Reserve	(17,389)
(1,723)	Collection Fund Adjustment Account	1,154
(2,346)	Accumulated Absences Account	(1,400)
0	Dedicated Schools Grant	(1,823)
231,545	Total Unusable Reserves	298,280

Revaluation Reserve

The Revaluation Reserve contains the gains made by the Authority arising from increases in the value of its Property, Plant and Equipment. The balance is reduced when assets with accumulated gains are:

- revalued downwards or impaired and the gains are lost,
- used in the provision of services and the gains are consumed through depreciation, or
- disposed of and the gains are realised.

The Reserve contains only revaluation gains accumulated since 1 April 2007, the date that the Reserve was created. Accumulated gains arising before that date are consolidated into the balance on the Capital Adjustment Account.

2022/23 £000		2023/24 £000
183,463	Balance brought forward	207,644
28,795	Upwards revaluation of assets	(12,151)
0	Downward revaluations of assets and impairment losses not charged to the Surplus/Deficit on provision of services	0
(4,438)	Difference between fair value depreciation and historical cost depreciation	(5,072)
(176)	Accumulated gains and losses on assets sold or scrapped	(104)

2022/23 £000		2023/24 £000
207,644	Balance carried forward	190,317

Capital Adjustment Account

The Capital Adjustment Account absorbs the timing differences arising from the different arrangements for accounting for the consumption of non-current assets and for financing the acquisition, construction or enhancement of those assets under statutory provisions. The Account is debited with the cost of acquisition, construction or enhancement as depreciation, impairment losses and amortisations are charged to the Comprehensive Income and Expenditure Statement (with reconciling postings from the Revaluation Reserve to convert fair value figures to a historical cost basis). The Account is credited with the amounts set aside by the Authority as finance for the costs of acquisition, construction and enhancement.

The Account contains accumulated gains and losses on Investment Properties and gains recognised on donated assets that have yet to be consumed by the Authority.

The Account also contains revaluation gains accumulated on Property, Plant and Equipment before 1 April 2007, the date that the Revaluation Reserve was created to hold such gains. Note 15 provides details of the source of all the transactions posted to the Account, apart from those involving the Revaluation Reserve.

2022/23 £000		2023/24 £000
103,787	Balance Brought Forward	121,766
(19,421)	Charges for depreciation and impairment of non-current assets	(24,865)
(1,085)	Amortisation of intangible assets	(2,146)
(12,661)	Revenue expenditure funded from capital under statute	(13,896)
(8,352)	Amounts of non-current assets written off on disposal or sale as part of the gain/loss on disposal to the Comprehensive Income and Expenditure Statement	(1,024)
4,614	Adjustments in relation to the Revaluation Reserve	5,176
13,598	Capital financing - Capital receipts	1,852
36,852	- Capital grants and contributions credited to the Comprehensive Income and Expenditure Statement that have been applied to capital financing	43,266
4,434	Minimum Revenue Provision	4,363
121,766	Balance Carried Forward	134,492

Financial Instruments Adjustment Account

The Financial Instruments Adjustment Account absorbs the timing differences arising from the different arrangements for accounting for income and expenses relating to certain financial instruments and for bearing losses or benefiting from gains per statutory provisions.

The Authority uses the account to manage premiums paid on the early redemption of loans. Premiums are debited to the Comprehensive Income and Expenditure Statement when they are incurred, but reversed out of the General Fund Balance to the account in the Movement

in Reserves Statement. Over time, the expense is posted back to the General Fund Balance in accordance with statutory arrangements for spreading the burden on council tax. In the Authority's case, this period is the unexpired term that was outstanding on the loans when they were redeemed.

2022/23 £000		2023/24 £000
(7,520)	Balance Brought Forward	(7,302)
218	Proportion of premiums/discounts incurred in previous financial years to be apportioned against the General Fund Balance in accordance with statutory requirements	231
0	Premium/discount on loan redemption	0
(7,302)	Balance Carried Forward	(7,071)

Pensions Reserve

The Pensions Reserve absorbs the timing differences arising from the different arrangements for accounting for post-employment benefits and for funding benefits in accordance with statutory provisions. The Authority accounts for post-employment benefits in the Comprehensive Income and Expenditure Statement as the benefits are earned by employees accruing years of service, updating the liabilities recognised to reflect inflation, changing assumptions and investment returns on any resources set aside to meet the costs. However, statutory arrangements require benefits earned to be financed as the Authority makes employer's contributions to pension funds or eventually pays any pensions for which it is directly responsible. The debit balance on the Pensions Reserve therefore shows a shortfall in the benefits earned by past and current employees and the resources the Authority has set aside to meet them. The statutory arrangements will ensure that funding will have been set aside by the time the benefits come to be paid.

2022/23 £000		2023/24 £000
(375,383)	Balance Brought Forward	(86,494)
319,783	Actuarial (gains) or losses on pensions assets and liabilities	72,655
(261)	Added Years	(845)
(47,956)	Reversal of items relating to retirement benefits debited or credited to the (Surplus) or Deficit on the Provision of Services in the Comprehensive Income and Expenditure Statement	(21,156)
17,323	Employer's pensions contributions and direct payments to pensioners payable in the year	18,451
(86,494)	Balance Carried Forward (Liability)	(17,389)

Collection Fund Adjustment Account

The Collection Fund Adjustment Account manages the differences arising from the recognition of council tax income in the Comprehensive Income and Expenditure Statement as it falls due from council tax payers compared with the statutory arrangements for paying across amounts to the General Fund from the Collection Fund.

2022/23 £000		2023/24 £000
(2,368)	Balance Brought Forward	(1,723)
645	Amount by which council tax and Non Domestic Rate income credited to the CIES is different from council tax and Non Domestic	2,877

2022/23 £000		2023/24 £000
	Rate income calculated for the year in accordance with statutory requirements	
(1,723)	Balance Carried Forward	1,154

Accumulated Absences Account

The Accumulated Absences Account absorbs the differences that would otherwise arise on the General Fund Balance from accruing for compensated absences earned but not taken in the year, e.g. annual leave entitlement carried forward at 31 March. Statutory arrangements require that the impact on the General Fund Balance is neutralised by transfers to or from the Account.

2022/23 £000		2023/24 £000
(1,997)	Balance Brought Forward	(2,346)
1,997	Settlement or cancellation of accrual made at the end of the preceding year	2,346
(2,346)	Amounts accrued at the end of the current year	(1,400)
(2,346)	Balance Carried Forward	(1,400)
(349)	Amount by which officer remuneration charged to the CIES on an accruals basis is different from remuneration chargeable in the year in accordance with statutory requirements	946

Dedicated Schools Grant

On the 6 November 2020, the secretary of State for Ministry of Housing, Communities and Local Government laid before Parliament a statutory instrument to amend the Local Authorities (Capital Finance and Accounting) Regulations (the 2003 Regulations). The provisions came into effect from 29 November 2020 for the financial years beginning 1 April 2020 and ending 31 March 2023. The Regulations have since been extended for a further three years.

The instrument amends the 2003 Regulations by establishing new accounting practices in relation to the treatment of local authorities' schools budget deficits such that where a local authority has a deficit on its schools budget relating to its accounts for the financial years beginning on 1 April 2020 and ending 31 March 2026, it must not charge the amount of that deficit to a revenue account. The local authority must record any such deficit in a separate account established solely for the purpose of recording deficits relating to its school's budget. The new accounting practice has the effect of separating schools budget deficits from the local authorities' general fund for a period of three financial years.

2022/23 £000		2023/24 £000
0	Balance Brought Forward	0
0	(Over)/underspend on Dedicated Schools Grant in year	(1,823)
0	Balance Carried Forward	(1,823)

32. Revenue Expenditure Funded from Capital Under Statute

Revenue Expenditure funded from Capital under Statute is created when expenditure, classified as capital expenditure with respect to capital controls, does not result in the

creation of a fixed asset. During 2023/24 expenditure on this totalled £13.896m. However, none of this expenditure created a benefit to the Authority beyond the financial year in which it was incurred. Consequently, the net cost has been transferred to the Capital Adjustment Account during the year.

33. Useable Capital Receipts Reserve

2022/23 £000		2023/24 £000
0	Balance Brought Forward	0
13,598	Capital receipts received during year	1,852
(13,598)	Less Capital receipts used for financing during year	(1,852)
0	Balance Carried Forward	0

The useable capital receipts reserve represents the capital receipts available to finance capital expenditure. The balance was nil at 31st March 2024.

34. Capital Expenditure and Capital Financing

The total amount of capital expenditure incurred in the year is shown in the table below (including the value of assets acquired under finance leases and PFI/PPP contracts), together with the resources that have been used to finance it. Where capital expenditure is to be financed in future years by charges to revenue as assets are used by the Authority, the expenditure results in an increase in the Capital Financing Requirement (CFR), a measure of the capital expenditure incurred historically by the Authority that has yet to be financed. The CFR is analysed in the second part of this note.

2022/23 £000		2023/24 £000
500,208	Opening Capital Financing Requirement	521,398
	Capital Investment	
54,675	Property, Plant & Equipment	57,634
485	Assets Held for Sale	325
4,124	Intangible Assets	3,243
12,661	Revenue Expenditure funded from Capital under Statute (REFCUS)	13,896
1,900	Long Term Investments	3,400
2,190	Capital Loans	5,344
0	Leased Vehicles	0
	Sources of Finance	
(13,598)	Capital Receipts	(1,852)
39	Finance Leases & De Minimis Capital Expenditure	(32)
(36,852)	Government Grants and Other Contributions	(43,266)
(4,434)	Revenue Provision (NB: includes MRP)	(4,363)
521,398	Closing Capital Finance Requirement	555,727
21,190	Movement for Year	34,329
	Explanation of movements in the year	
21,190	Increase in underlying need to borrow (unsupported by Government financial assistance)	34,329

The main items of capital expenditure during the year related to improving schools, roads, local housing improvements, ICT, Town Centre Regeneration, Property Investment Programme and Street Lighting, some of which would be classed as REFCUS.

35. Minimum Revenue Provision

The net amount charged to revenue in compliance with the statutory requirement to set aside a minimum revenue provision is as follows:

2022/23 £000		2023/24 £000
4,123	Principal Repayment of external loans	4,306
0	Adjustment for prior year overpayments	0
311	Principal Repayment of leases	57
4,434	Total	4,363

36. Cash Flow Statement – Adjustments to net surplus or deficit on the provision of services for non-cash movements

2022/23 £000		2023/24 £000
(20,518)	Impairment and depreciation of property, plant and equipment and intangible assets	(27,009)
12,983	(Increase)/decrease in creditors	(3,685)
6,772	Increase/(decrease) in debtors	3,681
(10)	Increase/(decrease) in inventories	(15)
(30,894)	Pension Liability	(3,550)
(8,351)	Carrying amount of non-current assets and non-current asset held for sale, sold or derecognised	(1,024)
(1,641)	Other non-cash items charged to the net surplus or deficit on the provision of services	94
(41,659)	Total	(31,508)

37. Cash Flow Statement – Adjustments for items included in the net surplus or deficit on the provision of services that are investing and financing activities

2022/23 £000		2023/24 £000
0	Proceeds from sale of short term investments	0
13,598	Proceeds for the sale of Property, Plant & Equipment and Intangible Assets	1,852
36,852	Any other items for which the cash effects are investing or financing cash flow	43,266
50,450	Total	45,118

38. Cash Flow Statement – Investing Activities

2022/23 £000		2023/24 £000
63,063	Purchase of property, plant and equipment, investment property and intangible assets	60,618
1,900	Purchase of short-term and long-term investments	3,400
2,493	Other payments for investing activities	5,529
(13,598)	Proceeds from the sale of Property, Plant & Equipment and Intangible Assets	(1,852)
0	Proceeds from short-term and long-term investments	0
(38,713)	Other receipts from investing activities	(39,277)
15,145	Net cash flows from investing activities	28,418

39. Cash Flow Statement – Financing Activities

2022/23 £000		2023/24 £000
(126,340)	Cash receipts of short and long term borrowing	(111,101)
(858)	Other (receipts)/charges from financing activities	0
3,028	Cash payments for the reduction of outstanding liabilities relating to finance leases and on-Balance-Sheet PFI Contracts	3,233
61,861	Repayments of short and long term borrowing	86,999
(2,040)	Other payments for financing activities	(294)
(64,349)	Net cash flows from financing activities	(21,163)

40. Cash Flow Statement – Operating Activities

The cash flow for operating activities includes the following items:

2022/23 £000		2023/24 £000
(2,319)	Interest received	(2,775)
11,340	Interest paid	12,247
(188)	Dividend Received	(253)
8,833	Net cash flows from operating activities	9,219

41. Grant Income and Capital Contributions

The Authority credited the following grants, capital contributions and donations to the Comprehensive Income and Expenditure Statement:

2022/23 £000		2023/24 £000
	Revenue Grants Credited to Taxation and Non Specific Grant Income	
10,336	Revenue Support Grant	11,623
5,267	Non Domestic Rates Top Up Grant	5,687
7,644	Section 31 Grant	11,684
23,247	Total Revenue Grants	28,994
	Capital Grants & Contributions Credited to Taxation and Non Specific Grant Income	
1,733	Pot Hole Funding	3,230
2,310	Disabled Facilities Grant	2,508
5,603	Schools Standards Fund	21,049
3,381	Local Transport Plan	3,836
9,708	Towns Fund (and other DLUHC Capital Grants)	17,664
	Climate Change Grant	1,266
1,966	Other Capital Grants (balances less than £1m as at 31 March 2024)	417
528	New Growth Point Fund	0
1,554	Section 106 Contributions	4,516
1,537	Contributions from Reserves / Balances	1,655
4,962	Land Deal	1,780
135	Other Capital Contributions	200
33,417	Total Capital Grants & Contributions	58,121

2022/23 £000		2023/24 £000
56,664	Total Grants & Contributions – Credited to Taxation and Non Specific Grant Income	87,115
	Revenue Grants Credited to Services	
112,257	Dedicated Schools Grant	122,074
46,546	Mandatory Rent Allowances Subsidy	48,384
13,168	Public Health Grant	13,598
8,124	Adult Social Care	13,479
6,962	Improved Better Care Fund	7,824
6,150	Pupil Premium Grant	7,387
3,721	New Home Bonus	2,317
3,052	Local Household Support Grant	3,029
2,671	Service Grant	1,567
2,065	Afghan Resettlement Programme	1,648
2,023	Schools Supplementary Grant	2,460
1,464	Universal Free School Meals	1,584
1,220	Asylum Seekers	2,019
1,001	COVID19 (Catch Up) Recovery Premium	1,007
	Additional Grant for Schools	3,265
	Family Hubs	1,277
	Market Sustainability	2,991
	ASC Discharge Grant	1,460
20,977	Other grants (balances less than £1m as at 31 March 2024)	17,636
231,401	Total Revenue Grants Credited to Services	255,006
288,065	Total Grant Income & Other Capital Contributions	342,121

The Authority has received a number of grants that have yet to be recognised as income as they have conditions attached to them that will require the monies to be returned to the giver if the conditions are not met. The balances at the year-end are as follows:

2022/23 £000		2023/24 £000
	Capital Grants Receipts in Advance	
1,611	Standards Fund	1,611
855	Midlands Energy Hub	0
100	Air Quality Grant	0
1,896	Sustainable modes of transport	1,810
4,462	Total	3,421

42. Pooled Budgets

The Better Care Fund is a pooled fund governed by a Section 75 agreement. The parties to this joint arrangement are Telford & Wrekin Council and NHS Shropshire, Telford and Wrekin Integrated Care Board (the ICB). The fund was established for the first time in 2015/16 in order to meet the Government's requirement to encourage closer working and integration between health and care services and to improve outcomes for Patients and Service Users and Carers. There are performance targets regarding the reductions in non-elective admissions to hospital and to deliver more care in the community helping people to remain independent.

Better Care Fund where NHS Shropshire, Telford and Wrekin Integrated Care Board was the in 2023/24

The revenue fund is hosted by the ICB and a Section 75 pooled budget agreement governs how it is to be operated and reported and includes a risk sharing agreement which details how risks are to be managed and shared. These risks arise from the management of overspends and underspends from Commissioned Services and the delivery of performance metrics. The relevant funding contributions are reported below, but the contribution by the ICB includes revenue funding targeted to the protection of Adult Social Care for which the local authority commissions services. The expenditure and associated contributions in 2022/23 & 2023/24 reflect the impact on demand of Coronavirus Pandemic and its legacy.

The net surplus will be retained in the fund and carried forward by the Council into 2024/25.

2022/23 £000	Better Care Fund Revenue Pooled Budget	2023/24 £000
472	Surplus Brought Forward	536
10,287	Funding from Telford & Wrekin Council	11,556
23,145	Funding from Shropshire, Telford and Wrekin Integrated Care Board	18,578
(26,996)	Expenditure met from pooled budget Telford & Wrekin Council	(23,839)
(6,372)	Expenditure met from pooled budget Telford & Wrekin Clinical Commissioning Group	(6,733)
536	Net Surplus/(Deficit) arising on Pooled budget carried forward	98

Better Care Fund where Telford & Wrekin Council was the host in 2023/24

The capital fund is hosted by Telford & Wrekin Council, and a section 75 Pooled Budget agreement governs how it is to be operated and reported and includes a risk sharing agreement which details how risks are to be managed and shared. These risks arise from the management of overspends and underspends from Commissioned Services and the delivery of performance metrics.

The expenditure has been incurred in the year entirely on local authority commissioned services. The relevant funding contributions are reported below, and the underspend in 2023/24 will be retained in the fund and carried forward by the council into 2024/25.

2022/23 £000	Better Care Fund Capital Pooled Budget	2023/24 £000
30	Surplus Brought Forward	30
2,307	Funding from Telford & Wrekin Council	2,508
(2,307)	Expenditure met from pooled budget Telford & Wrekin Council	(2,508)
30	Net Surplus/(Deficit) arising on Pooled budget carried forward	30

Transforming Care Partnership (TCP) Revenue Pooled Budget

TCP's were established some years ago as a partnership of NHS England's specialised commissioners and Local Authorities. The TCP Partnership Board, established under a section 75 agreement, has ceased, although work continues through the partnership structure of a Learning Disability and Autism Board (LD&A Board). The Board work with people with a learning disability, autism or both and their families and carers to agree and deliver local plans for the programme.

The arrangement to operate a Pooled fund ceased in 2022/23 by mutual agreement. The accounting treatment of the residual funds which remain with the Council reflects the anticipated use of those funds in meeting costs of the current programme which continues to work to promote and create the conditions for continued in-patient discharges. This work programme is overseen by the LD&A Board.

The summary contains the Section 75 Pooled budget movements arising from the joint working of Telford & Wrekin Council and Shropshire, Telford & Wrekin ICB, part of the Shropshire footprint of the TCP.

2022/23 £000	Transforming Care Partnership (TCP) Revenue Pooled Budget	2023/24 £000
979	Surplus Brought Forward	0
229	Funding from Telford & Wrekin Council	0
2,322	Funding from Telford & Wrekin Clinical Commissioning Group	0
(521)	Expenditure met from pooled budget Telford & Wrekin Council	0
(2,261)	Funding from Shropshire, Telford and Wrekin Integrated Care Board	0
748	Net Surplus/(Deficit) arising on Pooled budget carried forward for use by the LD&A Partnership Board	0

43. Members' Allowances

The Authority paid the following amounts to members of the Council and Co-optees during the year.

2022/23 £000		2023/24 £000
870	Allowances	985
0	Expenses	0
870	Total	985

44. Senior Officers' Remuneration & Employee Remuneration in Bands

This note shows the amounts paid to Senior Officers in 2023/24 and comparative payments for 2022/23. Senior Officers are defined as:

- named employees whose annualised salary is £150,000 or more; and
- posts where the annualised salary is £50,000 or more and who are either: statutory chief officers (per the Local Government and Housing Act 1989); or non-statutory chief officers who report directly to the Head of Paid Service (Chief Executive); or posts which have responsibility for management of the Authority, whether solely or collectively.

2023/24

Post Holder Information (Post title)	Note	Annualised salary £	Salary, Fees & Allowances £	Compensation for Loss of Office £	Total Remuneration excluding Pension contributions 2023/24 £	Pension contributions £	Total Remuneration including pension contributions 2023/24 £
Current Posts							
Chief Executive (David Sidaway)			169,302	0	169,302	29,120	198,422
Executive Director: Adult Social Care, Health Integration & Wellbeing			130,673	0	130,673	22,476	153,149
Executive Director: Children's & Family Services			146,892	0	146,892	25,265	172,157
Executive Director: Housing, Communities & Customer Services			130,673	0	130,673	22,476	153,149
Interim Director: Finance & Human Resources	1	95,615	45,478	0	45,478	7,822	53,300
Director: Prosperity & Investment			101,369	0	101,369	17,436	118,805
Director: Education & Skills			101,369	0	101,369	17,436	118,805
Director: Children's Safeguarding & Family Support			101,369	0	101,369	17,436	118,805
Director: Health & Wellbeing	2		101,369	0	101,369	14,577	115,946
Director: Adult Social Care	3	113,164	95,176	0	95,176	16,370	111,546
Director: Communities, Customer & Commercial Services			107,775	0	107,775	18,537	126,312
Director: Neighbourhood & Enforcement Services			101,369	0	101,369	17,436	118,805
Director: Housing, Employment & Infrastructure			101,369	0	101,369	17,436	118,805
Director: Policy & Governance			101,369	0	101,369	17,436	118,805
Director: Communications & External Affairs			70,318	0	70,318	12,095	82,413
Director: Finance & Human Resources	4	107,680	84,958	0	84,958	14,705	99,663
			1,690,828	0	1,690,828	288,059	1,978,887

Notes:

Those roles shown in bold above represent the current posts.

- 1) This post holder was only in post for part of the year.
- 2) Current post holder is part of the NHS Pension Scheme.

3) This post holder was only in post for part of the year.

4) This post holder worked part time hours & left part way through the year.

2022/23

Post Holder Information (Post title)	Note	Annualised salary £	Salary, Fees & Allowances £	Compensation for Loss of Office £	Total Remuneration excluding Pension contributions 2022/23 £	Pension contributions £	Total Remuneration including pension contributions 2022/23 £
Current Posts							
Chief Executive (David Sidaway)		163,577	169,852	0	169,852	25,845	195,697
Executive Director: Adult Social Care, Health Integration & Wellbeing			123,992	0	123,992	19,591	143,583
Executive Director: Children's & Family Services		132,290	139,013	0	139,013	21,964	160,977
Executive Director: Housing, Communities & Customer Services			123,992	0	123,992	19,591	143,583
Director: Finance & Human Resources	1	104,130	99,757	0	99,757	15,843	115,600
Director: Prosperity & Investment			95,619	0	95,619	15,108	110,727
Director: Education & Skills			95,619	0	95,619	15,108	110,727
Interim Director: Children's Safeguarding & Family Support			95,619	0	95,619	15,108	110,727
Director: Health & Wellbeing	2		97,425	0	97,425	14,010	111,435
Director: Adult Social Care	3	97,941	89,196	0	89,196	14,093	103,289
Director: Communities, Customer & Commercial Services			104,130	0	104,130	16,453	120,583
Director: Neighbourhood & Enforcement Services			95,619	0	95,619	15,108	110,727
Director: Housing, Employment & Infrastructure			95,619	0	95,619	15,108	110,727
Director: Policy & Governance			95,011	0	95,011	15,012	110,023
Assistant Director: Communications & External Affairs			68,674	0	68,674	10,851	79,525
			1,589,137	0	1,589,137	248,793	1,837,930

Notes

Those roles shown in bold above represent the current posts.

- 1) This post holder works part time hours
- 2) Current post holder is part of the NHS Pension Scheme
- 3) This post holder left part way through the year

The number of employees whose remuneration, excluding pension contributions, but including redundancy payments, was £50,000 or more (excluding Senior Officers as shown above), in bands of £5,000 were:

Number of Employees 2022/23	Salary Band	Number of Employees 2023/24
48	£50,000 - £54,999	54
36	£55,000 - £59,999	28
44	£60,000 - £64,999	47
16	£65,000 - £69,999	13
5	£70,000 - £74,999	8
2	£75,000 - £79,999	7
4	£80,000 - £84,999	3
3	£85,000 - £89,999	2
1	£90,000 - £94,999	2
0	£95,000 - £99,999	1
0	£100,000 - £104,999	1
0	£105,000 - £109,999	1
0	£110,000 - £114,999	1
	↓	
0	£160,000 - £164,999	1

The 2023/24 figures include 86 school-based employees (85 in 2022/23). Note 45 – Exit Packages, includes the number of exit packages and costs of compulsory and other redundancies included in the 2023/24 financial statements.

45. Exit Packages

The number of exit packages with total cost per band and the total cost of the compulsory and other redundancies included in the 2023/24 financial statements are set out in the table below.

Exit package cost band	Number of Compulsory Redundancies		Number of other Departures Agreed		Total number of exit packages by cost band		Total cost of exit packages in each band	
	2022/23	2023/24	2022/23	2023/24	2022/23	2023/24	2022/23	2023/24
							£	£
£0 - £20,000	1	2	4	17	5	19	15,903	200,388
£20,001 - £40,000	1	2	3	26	4	28	99,855	829,963
£40,001 - £60,000	0	0	0	14	0	14	0	663,548
£60,001 - £80,000	0	0	0	14	0	14	0	1,021,303
£80,001 - £100,000	0	0	0	4	0	4	0	353,640
£100,001 - £150,000	0	0	0	1	0	1	0	113,601
£150,001 - £200,000	0	0	0	0	0	0	0	0

Exit package cost band	Number of Compulsory Redundancies		Number of other Departures Agreed		Total number of exit packages by cost band		Total cost of exit packages in each band	
	2022/23	2023/24	2022/23	2023/24	2022/23	2023/24	2022/23	2023/24
							£	£
£200,001 - £250,000	0	0	0	0	0	0	0	0
Total	2	4	7	76	9	80	115,758	3,182,443

An analysis of the total cost of exit packages shows:	Redundancy etc. £	Pension Fund Charges* £	Total £
Exit Packages agreed and charged to the Income & Expenditure Account during 2023/24	1,328,165	836,062	2,164,227
Provision Included in the Authority's Income & Expenditure Account for the cost of exit packages where the authority had made a commitment at 31 March 2024 (i.e. Employees who had received formal notice at 31 March 2024 and will leave during 2024/25)	811,086	207,130	1,018,217
Total	2,139,251	1,043,192	3,182,443

* Charges made by Shropshire Pension Fund in respect of early payment of pensions.

Please note that some of the exit packages charged to the Income & Expenditure Account during 2023/24 were subsequently funded from capital receipts under the Government's flexible use of capital receipts announced as part of the 2015 Spending Review (and subsequently extended).

46. External Audit Costs

2023/24 will be the first year that KPMG LLP have audited the Councils accounts. Prior to this the Councils auditor was Grant Thornton (2018/19 to 2022/23).

The Council incurred the following fees relating to external audit and inspection:

2022/23 £000		2023/24 £000
148	Fees payable with regard to external audit services	311
4	Fees payable to Cabinet Office in respect of statutory inspection	0
19	Fees payable to for the certification of grant claims and returns	36
0	Fees payable in respect of other services provided by the appointed auditor. Includes dealing with elector questions under statutory responsibilities.	0
0	Reimbursements from Public Sector Audit Appointments (PSAA)	0
(46)	Government Grant	0
125	Total	347

47. **Related Parties**

The Authority is required to disclose material transactions with related parties – bodies or individuals that have the potential to control or influence the Council or to be controlled or influenced by the Council. Disclosure of these transactions allows readers to assess the extent to which the Council might have been constrained in its ability to operate independently or might have secured the ability to limit another party's ability to bargain freely with the Authority.

Central Government

Central Government has effective control over the general operations of the Authority – it is responsible for providing the statutory framework within which the Authority operates, provides the majority of its funding in the form of grants and prescribes the terms of many of the transactions that the Authority has with other parties (e.g. council tax bills, housing benefits). Grant receipts are shown in Note 41.

Members

Members of the Council have direct control over the Council's financial and operating policies. The total of members' allowances paid in 2023/24 is shown in Note 43. Details of all these transactions are recorded in the Register of Members' Interest, open to public inspection at the Council Offices during office hours.

During the year transactions with related parties arose as follows:

Councillor Shaun Davies is a Telford & Wrekin Council nominated Non-Executive Director of Wrekin Housing Group and a Director of the Local Government Association. The value of transaction between the Council and the two organisations are as follows –

Wrekin Housing Group	£3,132,267
Local Government Association	£18,065

Councillor Richard Overton is centre manager for Donnington Charitable Trust. The value of all financial transactions between Donnington Charitable Trust and Telford and Wrekin Council in 2023/24 is £11,912.

Councillor Carolyn Healy is a Director of Red Kite Network Ltd who provided ecological and landscaping architectural consultancy services. The value of transactions between the Council and Red Kite Network Ltd in 2023/24 was £61,304.

Councillors Carolyn Healy and Chris Turley are Council nominated directors of Severn Gorge Countryside Trust. The value of all financial transactions between the Trust and the Council is £261,777 which includes the payment of rental incomes, £243,260, collected by the Council on behalf of the Trust. Neither Councillor receives remuneration or personal benefit for this role.

Councillor Paul Watling is a Trustee of Telford & Wrekin CVS who provide Information, Advice and Guidance Services for adults in Telford regarding care and support needs. The value of transactions between the Council and the organisation in 2023/24 was £592,080.

Councillor Rajash Mehta is Chair of the Telford & Wrekin Interfaith Council. The value of transactions during 2023/24 between the Council and the Interfaith Council was £105,719, including grant funding of £42,800.

Councillor Gemma Offland is Chairperson of the Leegate Centre CIC and **Councillor Rajesh Mehta** is a Director. The value of transactions between the Council and the CIC was £7,478 including grant funding of £1,545.

Councillor Gemma Offland is a Trustee of Telford & Wrekin Citizens Advice Bureau (CAB). The organisation received grant funding during 2023/24 totalling £248,000 to deliver advice and support services.

Councillor Kelly Middleton is a Trustee for the Park Lane Centre as the Councils nominated representative. The value of transactions between the organisation was £45,118, which includes £15,465 awarded in grants.

Councillor Lee Carter is a Council nominated Director of The Marches Local Enterprise Partnership (The LEP) and receives no remuneration for this role. The value of transaction between the Council and The LEP during 2023/24 was £564,487 and related to the Councils annual contribution to the LEP, the LEPs profit share from the HE Land Deal.

Councillor Angela McClements is a Director of YMCA Wellington. The value of transactions between the Council and YMCA Wellington were £89,930 including the awarding of grant funding of £84,829. A further grant of £150,000 was awarded to the YMCA for the redevelopment of a property in the Borough.

Councillor Stephen Handley is Chairperson of the Belmont Community Hall. The value of transactions between the Council and Belmont Community Hall was £1,545 including the awarding of grant funding of £1,500.

Councillor Stephen Burrell is a Director of Peace of Mind Homecare a company that provided services to the Council through service contracts and received £428,000 in 2023/24.

Councillor Stephen Bentley manages Waters Upton Stores in Telford which receives 100% Rural Rate Relief in line with national legislation and Council Policy.

Parish and Town Councils

A number of the Councils Members are also Members of Parish and Town Councils within the Borough with which Telford & Wrekin Council has had a significant number of transactions. The total value of all transactions is £1,351,653 which includes –

- £200,154 on Grants provided by the Council to Parish and Town Councils, and
- £851,081 on service procured by Parish and Town Councils from Telford & Wrekin Council.

Other Public Bodies (subject to common control by Central Government)

The Authority has pooled budget arrangements with Telford & Wrekin Clinical Commissioning Group. Transactions and balances outstanding are detailed in Note 42.

Subsidiaries

NuPlace Ltd is a Wholly Owned Company for the provision of market rented housing in the Borough. For 2023/24 the company had a Profit Before Taxation of £0.43m (£0.573m in 2022/23) and Net Assets of £48.34m (£40.194m in 2022/23). There are 3 Council employees, James Dunn, Katherine Kynaston and Kate Callis, who are Directors of NuPlace Ltd and receive no remuneration or benefit for this role. The Council produces Group Accounts in relation to NuPlace Ltd and these can be found on page 143.

The Council has previously entered into four loan agreements for secured loan facilities of up to £40m up to £10m, up to £5m and up to £11m respectively with NuPlace Ltd. At the end of 2023/24 £50,175,742 had been drawn down (2022/23: £44,832,334). Interest repayments of £2,498,621 were made by NuPlace Ltd in 2023/24. The loans are interest only and repayable at the end of their term.

The Council had acquired £22,200,000 equity in Nuplace Ltd by the end of 2023/24 (2022/23: £18,800,000) and received a dividend in year of £253,300.

During 2023/24 Nuplace Ltd purchased £1.079m service from the Council (2022/23: £0.819m).

48. Leases

Finance Leases

During 2023/24 no leases were acquired for vehicles or plant and equipment. Finance lease rentals of £59k were paid during the year. Total outstanding obligations net of financing costs at the end of the year were as follows:

	Within 1 Year £000	2 to 5 years £000	Over 5 years £000	Total £000
Outstanding Obligations	28	29	0	0

The aggregate amount of finance charges in respect of finance leases was £2,413 for 2023/24 (£4,184 for 2022/23).

The value of assets held, which have been financed by, is shown within Vehicles, Plant and Equipment (see note 15)

Operating Leases

Operating lease rentals of £4,558 were paid during the year. Total outstanding obligations at the end of the year were as follows:

	Within 1 Year £000	2 to 5 years £000	Over 5 years £000	Total £000
Outstanding Obligations	5	5	0	0

Hire Purchase Contracts

During 2023/24 no hire purchase payments were made to lessors. No new hire purchase agreements were entered into during the year and the total obligation outstanding at the end of the year was zero.

Building Leases

The Council owns a number of industrial units, commercial premises and offices throughout the Borough. The Council acts as lessor in respect of these properties which are rented out at commercial rates, these are classified as operating leases. The rental and other income received from these properties for 2023/24 amounted to £10.857m (£11.095m for 2022/23). See also Note 15 in respect of the valuation of these assets (Property Investment Portfolio).

49. Contingent Liabilities

Reinforced Autoclaved Aerated Concrete (RAAC)

On 30 August 2023, the Department of Education issued a list of schools affected by RAAC and also published new guidance. All records held for local authority schools in the Borough have been checked and we understand that 1 school has been affected by RAAC. Remedial works have been completed to ensure that the school could open fully for the start of the

autumn term 2023 and additional works are due to be completed once more information on funding from the Department of Education is forthcoming.

The Council undertakes routine inspections and surveys on all operational properties and the implications of RAAC are restricted to one operational education setting. Detailed works are ongoing, so we are currently uncertain of either the effect on the value of the assets or the potential obligations that could arise from works required. The financial statements have been updated to include a contingent liability in respect of that educational setting.

Single Status

Single Status is a national pay and conditions agreement for staff employed under NJC terms and conditions, who form a significant proportion of the Council's workforce. The agreement is effective from 1st April 2007, however the process is not yet complete in Telford & Wrekin Council. A liability potentially exists in relation to any costs associated Single Status however it is not possible at this stage to make a reliable estimate of the amount of the obligation. This being the case, Single Status has therefore been included as a contingent liability in the accounts, in line with the Code of Practice on Local Authority Accounting.

50. Contingent Assets

At 31st March 2024, the Authority had no material contingent assets.

51. Special Fund Revenue Account

Net Expenditure 2022/23 £000		Gross Expenditure 2023/24 £000	Income 2023/24 £000	Approved use of Special Fund Balances £000	Net Expenditure 2023/24 £000
	Expenditure on Services				
(82)	Cemeteries	302	(358)	0	(56)
693	Highways – footway	1,084	(170)	(167)	747
611	Total expenditure on services	1,386	(528)	(167)	691
	Income				
(591)	Council Tax				(603)
20	(Surplus) or deficit for Special Fund Balances				88
1,147	Balance at beginning of the year				730
(397)	Approved use of Reserve for the year				(167)
(20)	Surplus or (deficit) for				(88)
730	Balance at end of year				475

The Special Fund covers the cost of providing footway lighting and cemetery services in the former unparished areas of the Borough (excluding the parishes of Lawley & Overdale, Oakengates, St Georges & Priorslee and Wrockwardine Wood & Trench which have taken over responsibility for the footway lighting in their parishes). The above costs for footway

lighting relate to the remaining parishes of Great Dawley, Dawley Hamlets, Hollinswood & Randlay, Madeley, Stirchley & Brookside, The Gorge and Wellington.

52. Soft Loans

During 2013/14 the Council extended for 10 years a loan to the Ironbridge Gorge Museum Trust of £500,000 at an interest rate of 2.85% which was below the market rate and therefore constitutes a Soft Loan in the accounting statements. Subsequently during 2022/23, the end date of the loan was rescheduled to 31 March 2031. Part of this has been repaid during 2023/24 and the balance at 31st March 2024 is £169,957. This is shown as a debtor on the Balance Sheet at a Fair Value of £124,878 and a notional £45,079 has been charged to the I&E account, in accordance with accounting requirements (rather than to indicate any expectation of a shortfall in repayment), to reflect the preferential rate given. There is however a financial guarantee in place from The Ironbridge (Telford) Heritage Foundation Limited, which covers the outstanding amount of the loan.

During 2015/16 the Council advanced a loan for 40 years to AFC Telford United of £45,000 at an interest rate of 4.66%, which was below the market rate and therefore constitutes a Soft Loan in the accounting statements. Part of this has been repaid during 2023/24 and the balance at 31st March 2024 is £41,177. This is also shown as a debtor in the Balance Sheet at a fair value of £18,175 and a notional £23,002 has been charged to the I&E account, in accordance with accounting requirements (rather than to indicate any expectation of a shortfall in repayment), to reflect the preferential rate given. The Council owns the freehold of the ground and the loan was provided to fund a new fire alarm system at the ground.

In 2021/22 the Council advanced a loan for 25 years to Telford Hockey Club for £50,000 at an interest rate of 1.86%, which was below the market rate and therefore constitutes a Soft Loan in the accounting statements. Part of the loan has been repaid during 2023/24 and balance as 31st March 2024 is £47,403. This is also shown as a debtor in the Balance Sheet at a Fair Value of £15,841 and a notional £31,563 has been charged to the I&E account, in accordance with accounting requirements (rather than to indicate any expectation of a shortfall in repayment), to reflect the preferential rate given. The loan was provided to fund the replacement of the playing surface at the club.

53. Building Control Account

<u>Expenditure</u>	Chargeable	Non-Chargeable	Total Building Control
	2023/24 £000	2023/24 £000	2023/24 £000
Employee Expenses	225	240	465
Support Services	282	301	583
	507	541	1,048
<u>Income</u>			
Building Regulation Charges	(563)	(123)	(686)
(Surplus)/Deficit	(56)	418	362
(Surplus)/Deficit B/Fwd	(51)		
(Surplus)/Deficit C/Fwd	(107)		

54. Insurance Reserves

The Council has insurance reserves on its General Fund and specifically for Education.

The reserves are in existence for the following purposes:

- to enable the Council to move towards an element of self-insurance and risk management to mitigate premium increases.
- to provide for unbudgeted potentially significant increases in annual premiums and late premium adjustments in a volatile insurance market.
- to meet any potential liabilities resulting from the winding up of MMI.

An analysis of the reserves for 2023/24 indicates the following:

	General Fund		Education	
	2022/23 £000	2023/24 £000	2022/23 £000	2023/24 £000
Balance b/f	1,807	1,146	500	500
Charges in the Year	(435)	(296)	0	(250)
Transfers to other reserves	(500)	0	0	0
Contributions	274	0	0	0
Balance c/f	1,146	850	500	250

The charges relate to additional premium costs and excesses and the contributions to interest as well as contributions from services.

For 2023/24 self-insurance relates to the first £100,000 of each and every loss for all non-Education property claims, £250,000 in relation to Education property claims, £10,000 in relation to Investment property claims and £50,000 on each public liability claim, employers liability, libel and slander and officials' indemnity claims.

55. West Mercia Energy Joint Committee

West Mercia Energy (WME) is a Purchasing Consortium (formerly West Mercia Supplies (WMS) established in 1987) which is constituted as a Joint Committee (JC). Telford & Wrekin Council is one of four constituent authorities, the other three Councils are Worcestershire County Council, Herefordshire Council and Shropshire Council. On 19th April 2012, the stationery division of WMS - JC was sold with only the energy division being retained by the four member authorities. The energy division trades under the name "West Mercia Energy".

Telford & Wrekin Council has reviewed the accounting treatment that should be applied and has concluded that WME is a Joint Venture. Under International Accounting Standards, Group Accounts should be prepared unless it is considered not to be material.

The conclusion of the Council is that the exclusion of its share of WME's assets, liabilities, income, expenditure and cash flows from the Council's own accounts will not be material to the fair presentation of the financial position and transactions of the Council and to the understanding of the Statement of Accounts by a reader.

However, in the interests of transparency and accountability the unaudited 2023/24 balances of WME - JC are included below, along with an analysis of this Council's proportion

of those balances based on an estimated share of 27.17%. The WME balance sheet has been provided by Shropshire Council, in their capacity as provider of the Section 151 role to the joint committee.

Extract from WME Balance Sheet	2023/24 £000	Telford & Wrekin Share £000
Long Term Assets		
Property, Plant & Equipment	5	1
Other Long Term Assets	0	0
Current Assets		
Short Term Debtors	38,220	10,384
Cash and Cash Equivalents	17,963	4,881
Current Liabilities		
Short Term Creditors	(51,940)	(14,112)
Long Term Liabilities		
Other Long Term Liabilities	192	52
Total Assets Less Liabilities	4,440	1,206
Financed By		
General Fund	1,915	520
Net Operating surplus	2,328	633
Capital Adjustment Account	5	1
Pension Reserve	192	52
	4,440	1,206

56. Apprentice Levy

The Apprentice Levy came into effect in April 2017. It is a Government tax which aims to deliver new apprenticeships. All UK employers who have a total employee pay bill above £3m must pay the levy. The levy rate is 0.5% of the pay bill and includes schools. The money is collected by HMRC and is held in a Digital Apprenticeship Service (DAS) account which can be accessed to fund apprentice training. The levy has been treated as an employee expense in the CIES. The total amount paid in 2023/24 was £0.654m (2022/23 £0.599m).

2023/24
COLLECTION FUND ACCOUNT

Collection Fund Account 2023/24

	Business Rates £000	Council Tax £000	Total £000
INCOME			
Council Tax Receivable		110,764	110,764
Business Rates Receivable	71,072		71,072
Transition Protection Payments Receivable	3,917	0	3,917
	74,989	110,764	185,753
EXPENDITURE			
Apportionment of prior year surplus / (deficit)			
Central Government	(1,822)		(1,822)
Telford & Wrekin Council	(1,786)	1,127	(659)
West Mercia Police Authority		190	190
Shropshire & Wrekin Fire Authority	(36)	16	(20)
	(3,644)	1,333	(2,311)
Precepts & Demands			
Central Government	37,801		37,801
Telford & Wrekin Council	37,045	80,979	118,024
West Mercia Police Authority		14,631	14,631
Shropshire & Wrekin Fire Authority	756	6,149	6,905
Parish / Town Councils		5,311	5,311
	75,602	107,070	182,672
Charges to Collection Fund			
Write offs of uncollectable amounts	1,310	640	1,950
Increase / (decrease) in provision	(2,716)	825	(1,891)
Cost of collection	216	432	648
	(1,190)	1,897	707
Surplus / (Deficit) arising during the year	4,221	464	4,685
Surplus / (Deficit) b/fwd 1 st April 2023	(7,541)	2,435	(5,106)
Surplus / (Deficit) c/fwd 31st March 2024	(3,320)	2,899	(421)

Notes To Collection Fund Accounts

CF1. Income Collectable from Business Rate Payers

2022/23 £000		2023/24 £000
127,521	Effective Non-Domestic Rateable Value for the year	149,031
51.2p	Uniform Business Rate for the year	51.2p
65,291	Gross yield for the year	76,304
4,351	Adjustments for Reductions & Transitional Relief	(1,315)
69,642	Total	74,989

The rateable value was £193,585,824 at 31st March 2024 (£179,604,364 at 31st March 2023)

CF2. Allocation of Fund Balance (NDR)

2022/23 £000		2023/24 £000
(3,695)	Telford & Wrekin Council	(1,627)
(75)	Shropshire Fire Service	(33)
(3,771)	Central Government	(1,660)
(7,541)	Total Surplus / (Deficit)	(3,320)

CF3. Council Tax Base for 2023/24

2022/23 Equivalent Band D Dwellings		Number of Dwellings	Discounted Dwellings	Net Dwellings	2023/24 Equivalent Band D Dwellings
11,638.2	Band A	26,021	(8,387)	17,634	11,747.9
13,128.1	Band B	21,602	(4,443)	17,159	13,345.7
10,015.3	Band C	13,402	(1,678)	11,724	10,421.0
8,474.4	Band D	9,399	(724)	8,675	8,674.3
5,970.8	Band E	5,410	(331)	5,079	6,207.5
3,224.7	Band F	2,406	(107)	2,299	3,320.8
1,728.9	Band G	1,133	(66)	1,067	1,778.8
76.0	Band H	46	(8)	39	77.0
54,256.4	TOTAL	79,419	(15,744)	63,675	55,573.0
(247.0)	Adjustments for growth and losses				(257.1)
54,009.4	Tax base for year				55,315.9
£1,886.63	Average Council Tax for year				£1,935.60

2022/23 £000		2023/24 £000
101,896	Gross Yield	107,069
0	Less Benefits and Transitional Relief	0
4,329	Add increase in debit net of exemptions and reliefs	3,695
106,225		110,764

CF4. Allocation of Fund Balance (Council Tax)

2022/23 £000		2023/24 £000
1,966	Telford & Wrekin Council	2,289
332	West Mercia Police Authority	387
137	Shropshire Fire Authority	223
2,435	Total Surplus / (Deficit)	2,899

CF5. Spreading Collection Fund Deficits

In response to the anticipated Collection Fund Deficits resulting from the Coronavirus pandemic and the impact on the setting of budgets for 2023/24, the Local Authorities (Collection Fund: Surplus and Deficit) (Coronavirus) (England) Regulations 2020 were enacted during 2021/22. This means that where there are estimated collection fund deficits arising in 2020-21 these have to be spread over the three years 2021-22 to 2023-24. As there were estimated deficits on both the Council Tax and NDR Collection Funds this spreading mechanism is applicable to the Collection Fund.

2023/24

GROUP ACCOUNTS

Group Accounts

Introduction

During 2015/16 the Council established a Wholly Owned Company (NuPlace Ltd) for the provision of market rented housing in the Borough. The company was set up primarily to improve standards in the private rented sector and to offer homes for life to tenants operated by a responsible and responsive landlord. The standard financial statements consider the Council only as a single entity, accounting for its interests in other organisations only to the extent of its investment, and not current performance and balances. Thus a full picture of the Council's economic activities, financial position, service position, accountability for resources and exposure to risk is not presented in the Council's single entity financial statements.

As a result, group financial statements are produced to reflect the extent of Telford & Wrekin Council's involvement with its group undertakings in order to provide a clearer picture of the Council's activities as a group. The group accounts contain core financial statements similar to those included in the Council's single entity statements, consolidated with figures from organisations considered to be part of the group.

The following pages include:

- Group Expenditure and Funding Analysis
- Group Comprehensive Income and Expenditure Statement
- Reconciliation of the Single Entity Deficit to the Group Deficit
- Group Movement in Reserves Statement
- Group Balance Sheet
- Group Cash Flow Statement
- Notes to the Group Accounts where they differ from the notes to the Single Entity Accounts

The Narrative Report has not been replicated in the Group Accounts as the overview below provides a summary of NuPlace performance for 2023/24.

The group financial statements are presented in accordance with the IFRS based Code.

NuPlace Ltd's property assets were valued on 31st March 2024 by Registered Valuer's of Telford & Wrekin Council. The valuations were in accordance with the required valuation standards. The valuation of each property was on the basis of current value, which equates to the Market Value. Investment property is initially valued at cost, and recognised once the entire development has been completed, and then revalued annually. Investment properties are not depreciated as they are anticipated to appreciate in value.

Accounting policies are aligned between the group members.

The Group Accounts will be audited by KPMG who also audit the Council's accounts.

NuPlace – 2023/24 Overview

Nuplace Limited was incorporated on 1 April 2015. NuPlace is a wholly owned subsidiary of Telford and Wrekin Council, limited by shares.

The principal activity of the company is the procurement of the construction and management of private and affordable residential property for rent. In addition, the company aims to:

- Raise the standard of rental provision, both in terms of the quality of the rental homes and the landlord service.
- Deliver added value and stimulate local economic growth through supply chain engagement, offering skills and employment opportunities and working with the community.
- Develop brownfield and stalled sites in order to deliver widespread regeneration benefits.

2023/24 was the ninth year of operation for Nuplace Ltd, the Council's wholly owned housing investment company. It was set up primarily to improve standards in the private rented sector and to offer homes for life to tenants operated by a responsible and responsive landlord. The principal activity of which is the procurement of the construction and management of private and affordable residential property for rent. During 2021/22, Nuplace established the sub brand known as Telford & Wrekin Homes, intended to acquire and refurbish existing housing stock, to provide a further product within the private rental sector, continuing to raise the bar in terms of property and tenancy management.

Nuplace's housing portfolio as at 31 March 2024 comprises of 500 homes of which 65 are available to let at affordable rents, 19 are built to accessible standards, and 52 have been built to meet the new Building Regulation requirements regarding low carbon design. The programme has resulted in over 23 acres of brownfield land being regenerated, addressing sites that might otherwise blight communities, with a further 37.66 acres currently being regenerated at Wilk Walk, Muxton. The programme is also delivering added value in terms of local employment, apprenticeships, supply chain development and the delivery of a range of community projects.

Nuplace's growing portfolio now provides a range of homes across the Borough with houses available within North and South of Telford, including properties in Newport. Nuplace now have circa 1,350 people living in properties across eleven sites and the Telford & Wrekin Homes portfolio.

Works are progressing at The Gower, St Georges with the construction of 10 new build and 3 converted dwellings within the Grade 2 listed building. Works have continued at Wild Walk, Donnington, with 10 of the 66 plots now tenanted with the remainder of plots to be handed over in the next financial year. Works commenced on 20 dwellings at the former New College site in Wellington, with these being developed alongside designated older peoples housing being delivered by Wrekin Housing Group. Works also commenced to create 10, one and two bedroom apartments through the conversion of redundant first floor ancillary space above commercial units, as part of a wider regeneration scheme in Oakengates.

Funding was secured from the West Midlands Combined Authority to support the delivery of 28 homes, at a site in Ketley Bank, Telford including, 7 converted dwellings alongside 21

new build. This project is set to start on site in April 2024 and will help safeguard a building of historical significance on a prominent site within the locality.

Planning consent was granted for a mixed use scheme within the Station Quarter development in Telford Town Centre which will see the delivery of 117 town houses and apartments, kick-starting the creation of a “city living” offer within Nuplace’s predominantly suburban portfolio. A planning application has also been submitted to convert redundant space within a historic building in Wellington into 9 one and two bedroom dwelling with works due to start on site later in the year.

In accordance with the Company’s accounting policy, the housing portfolio was revalued at the year end, which has resulted in an increase in value of 5.41% (£4.7m) over the ten completed sites.

Nuplace Ltd is a separate legal entity and as such will prepare its own Statement of Accounts and comply with company regulations. The accounts will be independently audited by Dyke Yaxley. NuPlace Ltd’s audited accounts will be published on the Council’s website once finalised.

As Nuplace is wholly owned by Telford & Wrekin Council, the Council is required to prepare Group Accounts as part of its Statement of Accounts for 2023/24 which will consolidate the Council and Nuplace’s financial position. The consolidated Group Accounts will be audited by KPMG LLP.

Nuplace distributed a final dividend of £0.122 per ordinary share registered on 1st March 2024, totalling £253,300. The company reported an operating profit before taxation of £0.43m, £0.253m after tax. It should be noted that the Council has received income totalling £2.0m from Nuplace during 2023/24 net of additional interest and other costs which is a combination of interest paid relating to the loan agreement, dividend income and services Nuplace purchased from the Council. The Council will also benefit from additional Council Tax, and New Homes Bonus as Nuplace properties are completed. The financial benefits that arise from Nuplace are invested in providing front line services such as providing Adult Social Care and have helped to reduce the budget savings that would otherwise have had to been made as a result of Government grant cuts.

2023/24
GROUP EXPENDITURE &
FUNDING ANALYSIS

Group Expenditure & Funding Analysis

The EFA is not a Primary Financial Statement and as such should be treated as a note to the accounts. The Expenditure and Funding Analysis shows how annual expenditure is used and funded from resources (government grants, rents, council tax and business rates) by the local authority in comparison with those resources consumed or earned by the authority in accordance with generally accepted accounting practices. It also shows how this expenditure is allocated for decision making purposes between the Council's services. Income and expenditure accounted for under generally accepted accounting practices is presented more fully in the Comprehensive Income and Expenditure Statement. See Expenditure and Funding Analysis, Note 1 of the single entity accounts.

2022/23			SERVICE	2023/24		
Net Expenditure Chargeable to the General Fund Balance	Adjustments Between the Funding and Accounting Basis	Net Expenditure in the Comprehensive Income & Expenditure Statement		Net Expenditure Chargeable to the General Fund Balance	Adjustments Between the Funding and Accounting Basis	Net Expenditure in the Comprehensive Income & Expenditure Statement
61,858	768	62,626	Adult Social Care	74,055	(1,731)	72,324
46,493	(431)	46,062	Children's Safeguarding & Family Support	49,733	(3,851)	45,882
2,421	8,673	11,094	Communities, Customer & Commercial Services	2,127	4,786	6,913
(28)	1,243	1,215	Corporate Communications	(28)	884	856
(11,615)	132	(11,483)	Council Wide	(21,302)	7,791	(13,511)
8,820	2,142	10,962	Education & Skills	7,337	2,214	9,551
9,272	9,011	18,283	Finance & Human Resources	13,147	5,410	18,557
1,857	472	2,329	Health, Wellbeing & Commissioning	1,614	(369)	1,245
2,465	4,549	7,014	Housing, Employment & Infrastructure	2,079	3,763	5,842
25,919	1,538	27,457	Neighbourhood & Enforcement Services	26,297	7,093	33,390
807	6,560	7,367	Policy & Governance	590	5,352	5,942
(12,972)	20,752	7,780	Prosperity & Investment	(9,122)	13,593	4,471
135,297	55,409	190,706	Net Cost Of Services	146,527	44,935	191,462
(135,255)	(16,961)	(152,216)	Other Income & Expenditure	(146,415)	(45,153)	(191,568)
42	38,448	38,490	(Surplus) or Deficit	112	(218)	(106)
4,147			Opening General Fund Balance	3,708		
(42)			Surplus of (Deficit) for year	(112)		
(397)			Other approved uses	(167)		
3,708			Closing General Fund Balance	3,429		

2023/24
GROUP CORE
FINANCIAL STATEMENTS AND
ACCOMPANYING NOTES

Group Comprehensive Income and Expenditure Account

This statement shows the accounting cost in the year of providing services in accordance with generally accepted accounting practices, rather than the amount to be funded from taxation. Authorities raise taxation to cover expenditure in accordance with regulations; this may be different from the accounting cost. The taxation position is shown in the Movement in Reserves Statement.

SERVICE	2022/23 Gross Expenditure £000	2022/23 Income £000	2022/23 Net Expenditure £000	2023/24 Gross Expenditure £000	2023/24 Income £000	2023/24 Net Expenditure £000
Adult Social Care	105,145	42,519	62,626	117,354	45,030	72,324
Children's Safeguarding & Family Support	54,813	8,751	46,062	60,251	14,369	45,882
Communities, Customer & Commercial Services	86,780	75,686	11,094	85,507	78,594	6,913
Corporate Communications	1,262	47	1,215	895	39	856
Council Wide	5,390	16,873	(11,483)	7,160	20,671	(13,511)
Education & Skills	147,068	136,106	10,962	154,866	145,315	9,551
Finance & Human Resources	25,206	6,923	18,283	22,770	4,213	18,557
Health, Wellbeing & Commissioning	12,859	10,530	2,329	11,779	10,534	1,245
Housing, Employment & Infrastructure	11,095	4,081	7,014	10,917	5,075	5,842
Neighbourhood & Enforcement Services	42,848	15,391	27,457	46,853	13,463	33,390
Policy & Governance	8,261	894	7,367	7,264	1,322	5,942
Prosperity & Investment	30,338	22,558	7,780	28,321	23,850	4,471
Net Cost of Services	531,065	340,359	190,706	553,937	362,475	191,462
Other Operating Expenditure			(29)			4,548
Financing and Investment Income and Expenditure			22,384			16,677
Taxation & Non Specific Grant Income and Expenditure			(174,571)			(212,793)
(Surplus) or deficit on provision of services			38,490			(106)
(Surplus) or deficit on revaluation of Property, Plant and Equipment Assets			(31,546)			7,405
(Surplus) or deficit on revaluation of Available For Sale Financial Assets			0			0
Re-measurements of the net defined benefit pension liability			(319,783)			(72,655)
Other Comprehensive Income & Expenditure			(351,329)			(65,250)
Total Comprehensive Income and Expenditure			(312,839)			(65,356)

Group Movement in Reserves Statement

This statement shows the movement in the year on the different reserves held by the Group, analysed into 'useable reserves' (i.e. those that can be applied to fund expenditure or reduce local taxation) and other reserves. The Surplus or Deficit on the Provision of Services line shows the true economic cost of providing the Group's services, more details of which are shown in the Comprehensive Income and Expenditure Statement. These are different from the statutory amounts required to be charged to the General Fund Balance for council tax setting purposes. The Net Increase / Decrease before Transfers to Earmarked Reserves line shows the statutory General Fund Balance before any discretionary transfers to or from earmarked reserves undertaken by the Council.

	General Fund Balance & reserves	Capital Grants Unapplied	Total Useable Reserves	Unusable Reserves	Total Authority Reserves	Authority's share of the reserves of the subsidiary	Total Authority Reserves
	£000	£000	£000	£000	£000	£000	£000
Balance at 31st March 2022 Brought forward	133,916	16,183	150,099	(100,019)	50,080	16,858	66,938
Total Comprehensive Income and Expenditure Surplus / (Deficit)	(38,437)	0	(38,437)	348,579	310,142	2,697	312,839
Adjustments between accounting basis & funding basis under regulations	20,448	(3,433)	17,015	(17,015)	0	0	0
Increase/ (Decrease) in 2022/23	(17,989)	(3,433)	(21,422)	331,564	310,142	2,697	312,839
Balance at 31st March 2023 carried forward	115,927	12,750	128,677	231,545	360,222	19,555	379,777
Total Comprehensive Income and Expenditure Surplus / (Deficit)	234	0	234	60,504	60,738	4,618	65,356
Adjustments between accounting basis & funding basis under regulations	(21,088)	14,854	(6,234)	6,234	0	0	0
Increase/ (Decrease) in 2023/24	(20,854)	14,854	(6,000)	66,738	60,738	4,618	65,356
Balance at 31st March 2024 carried forward	95,073	27,604	122,677	298,283	420,960	24,173	445,133

It should be noted that of the total useable reserves, £122.677m, only £4.569m is uncommitted general fund balances. The remainder includes earmarked reserves and school balances. There are also unusable reserves.

Group Balance Sheet

The Balance Sheet shows the value as at the Balance Sheet date of the assets and liabilities recognised by the Authority. The net assets of the Authority (assets less liabilities) are matched by the reserves held by the Authority. Reserves are reported in two categories. The first category of reserves are useable reserves, i.e. those reserves that the Authority may use to provide services, subject to the need to maintain a prudent level of reserves and any statutory limitations on their use (for example the Capital Receipts Reserve that may only be used to fund capital expenditure or repay debt). The second category of reserves are those that the Authority is not able to use to provide services. This category of reserves includes reserves that hold unrealised gains and losses (for example the Revaluation Reserve), where amounts would only become available to provide services if the assets are sold; and reserves that hold timing differences shown in the Movement in Reserves Statement line Adjustments between accounting basis and funding basis under regulations.

31 March 2023 £000		Note	31 March 2024 £000
865,085	Property, Plant & Equipment		899,862
5,429	Intangible Assets		6,527
0	Long Term Investments		0
588	Long Term Debtors		773
871,102	Total Long Term Assets		907,162
264	Inventories		252
51,974	Debtors		57,985
2,238	Assets Held for Sale		1,544
39,681	Cash and Cash Equivalents		18,739
94,157	Current Assets		78,520
(3,641)	Provisions		(3,595)
(107,209)	Short term Borrowing		(134,232)
(97,979)	Creditors		(102,853)
(208,829)	Current Liabilities		(240,680)
(114,672)	Net Current Assets/(Liabilities)		(162,160)
(240,013)	Less Long Term Borrowing		(237,092)
(45,684)	Less Long Term Creditors		(41,967)
(86,494)	Less Pensions Liability		(17,389)
(4,462)	Capital Grants Receipts in Advance		(3,421)
(376,653)	Long Term Liabilities		(299,869)
379,777	Net Assets		445,133
128,845	Useable Reserves		122,714
250,932	Unusable Reserves		322,419
379,777	Net Reserves		445,133

Group Cash Flow Statement

The Cash Flow Statement shows the changes in cash and cash equivalents of the Authority during the reporting period. The statement shows how the Authority generates and uses cash and cash equivalents by classifying cash flows as operating, investing and financing activities. The amount of net cash flows arising from operating activities is a key indicator of the extent to which the operations of the Authority are funded by way of taxation and grant income or from the recipients of services provided by the Authority. Investing activities represent the extent to which cash outflows have been made for resources which are intended to contribute to the Authority's future service delivery. Cash flows arising from financing activities are useful in predicting claims on future cash flows by providers of capital (i.e. borrowing) to the Authority.

2022/23 £000		2023/24 £000
38,490	Net (surplus) or deficit on the provision of services	(106)
(41,918)	Adjustments to net surplus or deficit on the provision of services for non-cash movements	(32,189)
50,450	Adjustments for items included in the net surplus or deficit on the provision of services that are investing and financing activities	45,118
47,022	Net cash flows from Operating Activities	12,823
15,298	Investing Activities	29,109
(64,188)	Financing Activities	(20,990)
(1,868)	Net (increase) or decrease in cash and cash equivalents	20,942
37,813	Cash and cash equivalents at the beginning of the reporting period	39,681
39,681	Cash and cash equivalents at the end of the reporting period	18,739

Notes to the Group Financial Statements

Group Note 1. Accounting Policies

a) General

The single entity accounting policies are detailed on pages 60 - 74 have been adopted and applied to the group accounts.

b) Reasons for Consolidation

Nuplace Ltd is wholly owned by Telford & Wrekin Council. As the Council has significant influence and control over the company, in line with the CIPFA Code of Practice Group Accounts are produced which consolidate Telford & Wrekin single entity accounts and Nuplace accounts.

c) Basis for Consolidation

Nuplace has been included in the accounts as a subsidiary under the requirements of IFRS 10 (Consolidated Finance Statements) by means of a line-by-line consolidation of the Comprehensive Income and Expenditure Statement and Balance Sheet. Figures have been consolidated based on the statement of accounts for 31st March 2024. Where figures in the group accounts differ materially from the Council's single entity accounts, the relevant explanatory notes have been prepared.

d) Property Plant and Equipment Recognition and Measurement

Nuplace Ltd's property assets are valued by Registered Valuer's of Telford & Wrekin Council in accordance with the required standards. The valuation of each property (site) is on the basis of fair value, which equates to the Market Value. Property is initially valued at cost and recognised at fair value once the construction has been completed on each development and subsequently revalued annually. Properties are not depreciated as it is anticipated that they will appreciate in value due to their nature.

Group Note 2. Reconciliation of the Single Entity Deficit on Provision of Services to the Group Deficit

2022/23 £000		2023/24 £000
24,734	Deficit/(Surplus) from the Single Entity Accounts (page 56)	(234)
(406)	Deficit/(Surplus) contained within Subsidiary Accounts	(253)
(41)	Removal of Trading Surpluses from Single Entity Accounts	381
24,287	Deficit/(Surplus) in Group Accounts (page 149)	(106)

Group Note 3. Property, Plant & Equipment (PPE)

The Council has established a Wholly Owned Company (NuPlace Ltd) for the provision of market rented housing in the Borough and primarily to improve standards in the private rented sector and to offer homes for life to tenants operated by a responsible and responsive landlord. Continued investment has allowed Nuplace Ltd to strengthen and grow and is being used to develop a number of brownfield sites within the borough which have historically been problematic within communities. The Council consolidates NuPlace Ltd's assets as PPE - Other Land & Buildings.

	Other Land & Buildings	Vehicles, Plant, Furniture & Equipment	Assets Under Construction	Surplus Assets	Total Property, Plant and Equipment	Property Investment Portfolio Assets included in PPE	PFI Assets Included in PPE
	£000	£000	£000	£000	£000	£000	£000
Cost or Valuation							
Balance Brought Forward (Restated)	632,950	40,922	14,512	0	688,384	146,304	20,934
Additions	36,571	1,030	15,878	0	53,476	23,586	15
Revaluation increases/(decreases) recognised in the Revaluation Reserve	(16,208)	0	0	0	(16,208)	3,935	(2,484)
Revaluation increases/(decreases) recognised in the Surplus/Deficit on the Provision of Services	(8,106)	0	0	0	(8,106)	(4,144)	4
Derecognition – disposals	(19)	0	0	0	(19)	0	0
Assets reclassified (to)/from PPE	(1,565)	0	1,565	0	0	0	0
Assets reclassified (to)/from Investment Properties	0	0	0	0	0	0	0
Assets reclassified (to)/from Intangible Assets	0	0	0	0	0	0	0
Assets reclassified (to)/from Assets Held for Sale	0	0	0	0	0	0	0
At 31 March 2024	643,623	41,952	31,955	0	717,530	169,681	18,469
Less Accumulated Depreciation							
Balance Brought Forward (Restated)	15,922	36,952	0	0	52,874	0	162
Depreciation charge	9,207	1,234	0	0	10,441	0	(441)
Depreciation written out to the Revaluation Reserve	(8,802)	0	0	0	(8,802)	0	(406)
Depreciation written out recognised in the Surplus/Deficit on the Provision of Services	(568)	0	0	0	(568)	0	811
Impairment loss/(reversals) recognised in the surplus/deficit on the Provision of Services	0	0	0	0	0	0	0
Derecognition – disposals	0	0	0	0	0	0	0

	Other Land & Buildings	Vehicles, Plant, Furniture & Equipment	Assets Under Construction	Surplus Assets	Total Property, Plant and Equipment	Property Investment Portfolio Assets included in PPE	PFI Assets Included in PPE
	£000	£000	£000	£000	£000	£000	£000
At 31 March 2024	15,759	38,186	0	0	53,945	0	126
Net Book Value							
at 31 March 2024	627,864	3,766	31,955	0	663,585	169,681	18,343
at 31 March 2023	617,028	3,970	14,512	0	635,510	146,304	20,772
Nature of Holding as 31 March 2024							
Owned	371,156	3,725	1,565	0	376,446		
Leased	0	41	0	0	41		
Property Investment Portfolio	139,294	0	30,390	0	169,684		
Subsidiary	99,071	0	0	0	99,071		
PFI	18,343	0	0	0	18,343		
Total	627,864	3,766	31,955	0	663,585		

Comparative year: 2022/23

	Other Land & Buildings	Vehicles, Plant, Furniture & Equipment	Assets Under Construction	Surplus Assets	Total Property, Plant and Equipment	Property Investment Portfolio Assets included in PPE	PFI Assets Included in PPE
	£000	£000	£000	£000	£000	£000	£000
Cost or Valuation							
Balance Brought Forward (Restated)	572,961	42,886	13,498	0	629,345	122,275	19,056
Additions	30,861	598	8,889	0	40,348	15,800	43
Revaluation increases/(decreases) recognised in the Revaluation Reserve	21,831	0	0	0	21,831	4,812	2,198
Revaluation increases/(decreases) recognised in the Surplus/Deficit on the Provision of Services	(2,924)	0	0	0	(2,924)	(2,057)	(363)
Derecognition – disposals	(216)	0	0	0	(216)	(164)	0
Assets reclassified (to)/from PPE	10,437	(2,562)	(7,875)	0	0	5,638	0
Assets reclassified (to)/from Investment Properties	0	0	0	0	0	0	0
Assets reclassified (to)/from Intangible Assets	0	0	0	0	0	0	0
Assets reclassified (to)/from Assets Held for Sale	0	0	0	0	0	0	0
At 31 March 2023	632,950	40,922	14,512	0	688,384	146,304	20,934
Less Accumulated Depreciation							
Balance Brought Forward (Restated)	17,455	35,066	0	0	52,521	0	110
Depreciation charge	8,405	1,886	0	0	10,291	0	414
Depreciation written out to the Revaluation Reserve	(9,727)	0	0	0	(9,727)	0	(157)
Depreciation written out recognised in the Surplus/Deficit on the Provision of Services	(211)	0	0	0	(211)	0	(205)
Impairment loss/(reversals) recognised in the surplus/deficit on the Provision of Services	0	0	0	0	0	0	0
Derecognition – disposals	0	0	0	0	0	0	0

	Other Land & Buildings	Vehicles, Plant, Furniture & Equipment	Assets Under Construction	Surplus Assets	Total Property, Plant and Equipment	Property Investment Portfolio Assets included in PPE	PFI Assets Included in PPE
	£000	£000	£000	£000	£000	£000	£000
At 31 March 2023	15,922	36,952	0	0	52,874	0	162
Net Book Value							
at 31 March 2023	617,028	3,970	14,512	0	635,510	146,304	20,772
at 31 March 2022	555,506	7,820	13,497	0	576,823	122,275	18,946
Nature of Holding as 31 March 2023							
Owned	379,560	3,720	0	0	383,280		
Leased	0	250	0	0	250		
Property Investment Portfolio	131,792	0	14,512	0	146,304		
Subsidiary	84,904	0	0	0	84,904		
PFI	20,772	0	0	0	20,772		
Total	617,028	3,970	14,512	0	635,510		

Property Plant & Equipment Reconciliation to Balance Sheet

2022/23 £000		2023/24 £000
229,575	Infrastructure Assets	236,277
635,510	Other PPE assets	663,585
865,085	Total PPE Assets as per Balance Sheet	899,862

Glossary

Academy Schools	A school that chooses to opt out of Local Authority control and receives its funding direct from the Education Funding Agency
Accounting Policies	The accounts are prepared in accordance with the Code of Practice on Local Authority Accounting in the United Kingdom 2010/11 issued by the Chartered Institute of Public Finance & Accountancy and comply with the International Financial Reporting Standards (IFRS) approved by the Financial Reporting Advisory Board.
Accruals	The concept that items of income and expenditure are recognised as they are earned or incurred, not as money is received or paid
Balances	See Reserves and Balances.
Balance Sheet	A statement of recorded assets and liabilities at a given point in time i.e. 31 st March for Local Authorities.
Business Rates	This is the income collected from business premises in respect of National Non Domestic Rates. Also known as Non Domestic Rates (NDR) and Retained Business Rates.
Business Rates Retention	Local Government Funding scheme under which councils retain 50% of business rates revenue locally.
Budget	The financial statement reflecting the Council's policies over a period of time i.e. what the Council is going to spend to provide services.
Capital Expenditure	Expenditure on items that have a life of more than one year, such as buildings, land, major equipment.
Capital Financing Requirement	A measure of an authority's underlying need to borrow or finance for a capital purpose.
Capitalisation	The means by which Government, exceptionally, permits local authorities to treat revenue costs as capital costs. Permission is given through capitalisation directions issued by the Secretary of State.
Capital Receipts	The proceeds from the disposal of land or buildings, or other assets. These can be used to finance new capital expenditure.
Capping	The Government has the power to tell Councils to set a lower council tax requirement if it thinks the year on year increase is excessive.
CIPFA	The Chartered Institute of Public Finance and Accountancy.
CIPFA Code of Practice	Code of Practice on local authority accounting in the United Kingdom which specifies the principles and practices required to be followed when preparing the Statement of Accounts
CIPFA/SOLACE	CIPFA/SOLACE Delivering Good Governance in Local Government - Framework - CIPFA - the Chartered Institute of

	Public Finance and Accountancy, have worked with SOLACE - the Society of Local Authority Chief Executives and Senior Managers, to develop the good governance framework for local authorities based on the "The Good Governance Standards for Public Services" produced by the Office for Public Management.
Collection Fund	A separate statutory fund maintained by the Council, as billing authority, which records council tax and non-domestic rates collected, together with payments to precepting authorities (Police, Fire, Parishes), the Government and the Council's own General Fund.
Comprehensive Income & Expenditure Statement (CIES)	Summarised income and expenditure during the year by service area. Includes both revenue and capital items.
Council Tax	The main source of local taxation to local authorities. Council tax is levied on dwellings within the local authority area by the billing authority.
Creditors	Represent the amount that the Council owes other parties, shown on the balance sheet at year end.
Debtors	Represents the amounts owed to the Council, shown on the balance sheet at year end.
Depreciation	The accounting term used to describe the write off of the reduction in value of a fixed asset due to wear and tear, passing of time.
Dedicated Schools Grant (DSG)	Specific ring-fenced grant allocated by the Department for Education for the funding of schools.
Defined Benefit Pension Scheme	Pension scheme in which the benefits received by the participants are independent of the contributions paid and are not directly related to the investments of the scheme.
Discounts	The benefit obtained from re-scheduling debt.
Financial Year	The local authority financial year commences 1 April and ends on the 31 March
General Fund	A statutory fund which summarises the cost of all services provided by the Council (with the exception of Special Fund detailed below). The General Fund balance is the reserve held by the Council for general purposes
Group Accounts	Group Accounts have to be produced where a Council has an interest in another organisation, such as Nuplace, unless the interest is considered not material. Group Accounts consolidate the financial position of the Council and all organisations it has an interest in (subject to materiality).
Heritage Assets	Assets with historical, artistic, scientific, technological, geophysical or environmental qualities that are held and maintained by the Council principally for their contribution to knowledge and culture.

International Accounting Standard 19 (IAS19)	Accounting for Retirement Benefits – local authorities are required to reflect the true value of the assets and liabilities relating to the Pension Fund in their financial statements. This creates a notional amount in the balance sheet and does not impact on council tax.
Impairment	A reduction in the value of a non-current asset below its carrying amount on the Balance Sheet.
Infrastructure Assets	Assets where there is no prospect of sale or alternative use, for example roads and footpaths.
Intangible Assets	An asset that does not exist in a physical sense but has a value to the Council, for example software licenses
Investment Properties	Property (land or building) which is held for economic regeneration purposes which also earn rentals or capital appreciation.
Leases	A method of funding expenditure by payment over a defined period of time. An operating lease is similar to renting, the ownership of the asset remains with the lessor and the transaction does not fall within the capital control system. Finance leases are more akin to borrowing and do fall within the capital system, further a finance lease transfers substantially all of the risks and rewards of ownership of the asset to the lessee
LOBO	A LOBO is a market loan to the Authority. LOBO stands for Lenders Option Borrowers Option. What this means is that the loan has a fixed interest rate but the lender has the option to increase that rate at specified intervals. If they exercise that option then the Authority has an option to either accept the new rate or repay the loan.
Materiality	A matter is material if its omission would reasonably influence the reader of the accounts. Materiality is authority-specific and is dependent on the nature and magnitude of the items to which the information relates.
MRP	Minimum Revenue Provision – This is the amount charged against the Income and Expenditure Account for the year in relation to the repayment of debt on borrowing in order to fund capital expenditure.
Net Book Value	The amount at which non-current assets are included in the Balance Sheet, i.e. their historical cost or current value less the cumulative amounts provided for depreciation.
Non Domestic Rates (NDR)	This is the income collected from business premises in respect of National Non Domestic Rates (NNDR). Also known as Non Domestic Rates (NDR), Business Rates and Retained Business Rates.
Outturn Pension Fund	Actual Expenditure and Income within a particular year. An employee's pension fund is maintained in order to make pension payments on retirement to participants. It is financed

	from contributions from the employing authority (The Council), the employee and investment returns.
Post Balance Sheet Events	Events, both favourable and unfavourable, which occur between the Balance Sheet date and the date the Statement of Accounts is signed by the Section 151 Officer.
Precept	Precepting authorities do not collect Council Tax and Business Rates directly, but instruct the Billing Authority to do so. Major preceptors include Shropshire & Wrekin Fire & Rescue Authority and West Mercia Police and Crime Commissioner. Parishes and Town Councils are local precepting authorities.
Premia	A penalty payment that may be incurred when debt is repaid early.
Private Finance Initiative (PFI)	A central Government initiative which aims to increase the level of funding available for public services by attracting private sources of finance. PFI are agreements to receive services, where the responsibility for making available the property, plant and equipment needed to provide the services belongs to the PFI contractor. The authority is deemed to own the assets at the end of the contract and the assets are therefore carried on the Balance sheet as part of PPE.
Provisions	Amounts set aside for liabilities or losses which are likely or certain to be incurred, but the amounts or the dates on which they will arise is uncertain.
Prudential Borrowing	The system which governs local authority borrowing, based on the requirement that capital expenditure plans are affordable, sustainable and prudent, as prescribed in CIPFA's prudential code.
Public Works Loans Board (PWLB)	A Government agency providing long and short term loans to local authorities at interest rates only slightly higher than those at which Government itself can borrow.
Reserves	Sums set aside in reserve for specific future purposes
Revenue Expenditure	Expenditure on the day to day running costs of the Council, such as salaries, wages, utility costs, repairs and maintenance.
Revenue Expenditure funded from Capital under Statute	Legislation allows some expenditure to be classified as capital although it does not result in the creation of a fixed asset. Examples of this are grants, advances and financial assistance to others, costs of stock issues, expenditure on properties not owned by the authority and amounts directed by the Government.
Revenue Support Grant (RSG)	The main Government grant given to Local Authorities to assist in paying for local services. The amount of RSG paid is calculated on the basis of a Settlement Funding Assessment, also determined by Government.

Reserves & Balances	Amounts set aside to meet future expenditure. Every local authority must maintain general balances as a matter of prudence.
Section 151	Section 151 of the Local Government Act 1972 requires that Council's nominate an officer to be responsible for the proper administration of their financial affairs (The Chief Financial Officer). For Telford & Wrekin this is the Director Finance and Human Resources.
Soft Loan Special Fund Revenue Account	A loan granted at lower than the prevailing interest rate Included in the Income And Expenditure Account but specifically summarises the cost of providing some specific services that in some areas are provided by Parish Councils but in others are provided by the Council.
Special Purchaser	A particular buyer for whom a certain asset has special value because of advantages arising from its ownership that would not be available to general buyers in the market.
Trading Services	A service run in a commercial style and provides services that are mainly funded from fees and charges levied on users.
Variance	The difference between budgeted expenditure and actual outturn. Also referred to as an over or under spend.
Virement	A switch of resource from one budget head to another. The rules concerning virement are contained in the Financial Regulations.