



## Borough of Telford and Wrekin

### Health & Wellbeing Board

Thursday 29<sup>th</sup> September 2022

### JSNA and Census Update

---

<b>Cabinet Member:</b>	<b>Cllr Kelly Middleton - Cabinet Member: Leisure, Public Health and Wellbeing, Equalities and Partnerships</b>
<b>Lead Director:</b>	<b>Liz Noakes - Director: Health &amp; Wellbeing</b>
<b>Service Area:</b>	<b>Policy &amp; Governance</b>
<b>Report Author:</b>	<b>Helen Potter – Insight Manager, Telford &amp; Wrekin Council</b>
<b>Officer Contact Details:</b>	<b>Tel: 01952 381118 Email: <a href="mailto:helen.potter@telford.gov.uk">helen.potter@telford.gov.uk</a></b>
<b>Wards Affected:</b>	<b>All Wards</b>
<b>Key Decision:</b>	<b>Not Key Decision</b>
<b>Forward Plan:</b>	<b>Not on Forward Plan</b>
<b>Report considered by:</b>	<b>SMT - 20 September 2022</b>

---

#### 1 Recommendations for decision/noting:

- 1.1 That the Health & Wellbeing Board note the launch of new JSNA products and website;
- 1.2 That HWB members access the new JSNA website (via email link sent to members after the meeting) and provide comments and feedback;
- 1.3 That the HWB note the headlines from the Census 2021 and the proposal for updating on future headlines; and
- 1.4 That the HWB agree to receive regular JSNA updates.

## **2 Purpose of Report**

- 2.1 This paper is an update for the board on:
- The statutory requirements for a Joint Strategic Needs Assessment (JSNA)
  - JSNA update – launch of new JSNA products
  - Headlines from the Census 2021 data
  - Headline population and wider determinants data for Telford & Wrekin (Appendix 1)

## **3 Background**

- 3.1 Statutory Requirements of the Joint Strategic Needs Assessment (JSNA)  
The Health & Social Care Act 2012 (amending the Local Government and Public Involvement in Health Act 2007) introduced statutory responsibility for Health & Wellbeing Boards to develop Joint Health & Wellbeing Strategies based on an assessment of need outlined in a Joint Strategic Needs Assessment (JSNA).

The JSNA process provides intelligence of current and future health and wellbeing needs of the local population that are unique to each local area, to inform service planning, commissioning and delivery.

JSNA intelligence has informed the development of the Health & Wellbeing Strategy Proposals being considered by the Board as part of this meeting agenda. In addition, the JSNA tools are being used in the development of the Pharmacy Needs Assessment (PNA) which will be presented to the HWB in November 2022.

In Telford and Wrekin the JSNA is led by the Local Authority Insight Team, working closely with NHS colleagues and on behalf of the HWB, and JSNA population intelligence documents are hosted on the Telford & Wrekin Council website.

## **4 Summary of main proposals**

- 4.1 The JSNA in 2022 – launch of new JSNA products

- 4.1.1 The T&W approach to the JSNA

The JSNA update to the Board in March 2022 detailed the proposed change to the approach to publishing JSNA data: in summary this is ceasing production of the 'Understanding Telford & Wrekin' document and commencing the provision of JSNA products consisting of a set of profiles (topic based, with the ability to see data at various different geographies) that are shared online and built in Microsoft Power BI, enabling content to be more accessible, more comprehensive and more up to date than the previous approach to publishing borough intelligence. These products will be supported by 'deep dive' analysis into topics.

- 4.1.2 JSNA September 2022 – new products launched

A new JSNA website has been developed. The 'soft' launch of this includes the HWB, ahead of making the page available to the public. A link to the site will be sent to HWB members following the meeting, and we would appreciate your comments.

This paper contains some screen prints of key JSNA products, and a demonstration will be given during the Board meeting.

These JSNA profiles, alongside future development of the JSNA, will help ensure there is easy access by partners and the public to clear, consistent messages about our population. These will support evidence based decision making and to ensure we have a detailed understanding of the health and wellbeing needs of our communities.

Below is a summary of 3 key JSNA profiles launched to date:

- Census 2021 Profile
- Population Health JSNA Profile
- Population Projections JSNA Profile

The JSNA will also include PCN level reports of routinely available data available at this geography.

#### 4.1.3 Census 2021 Profile

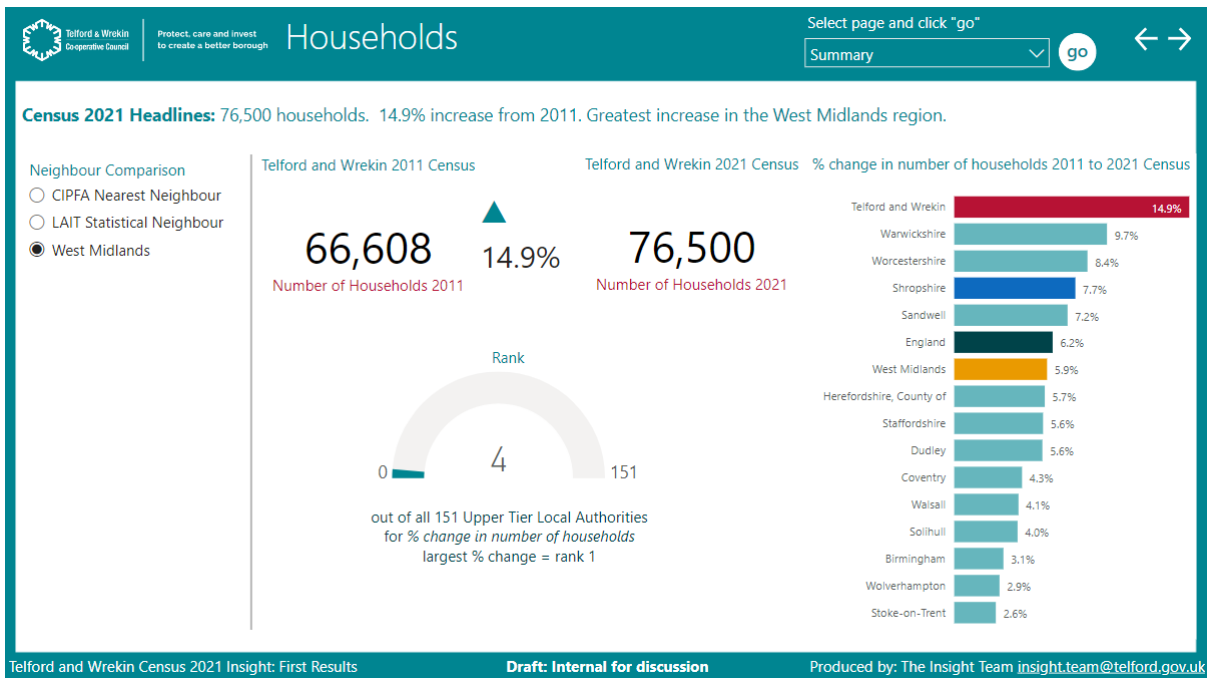
A detailed profile of Census data released to date (see section 4.2 for headlines from the Census 2021). This profile includes detail of all the Census data released to date, with sections on:

- Population of Telford & Wrekin on Census day (21<sup>st</sup> March 2021)
- Population by 5-year age bands and change since 2011
- Population density (number of people per square kilometre)
- Number of households in the borough

This profile will be developed further as more Census data is released.

All sections include interactivity to enable users to see population change since 2011 and compare this to regional and statistical neighbours and to other upper tier local authorities:

*Example screen print below from the JSNA Census profile of households in the borough, including change since 2011 Census and comparison to West Midlands and England upper tier local authorities:*



#### 4.1.4 Population Health JSNA Profile

A detailed JSNA profile of the health of the population. This profile includes a wealth of data known about the health of our population, and is currently based on the Public Health Outcomes Framework (PHOF) data. The profile contains sections on:

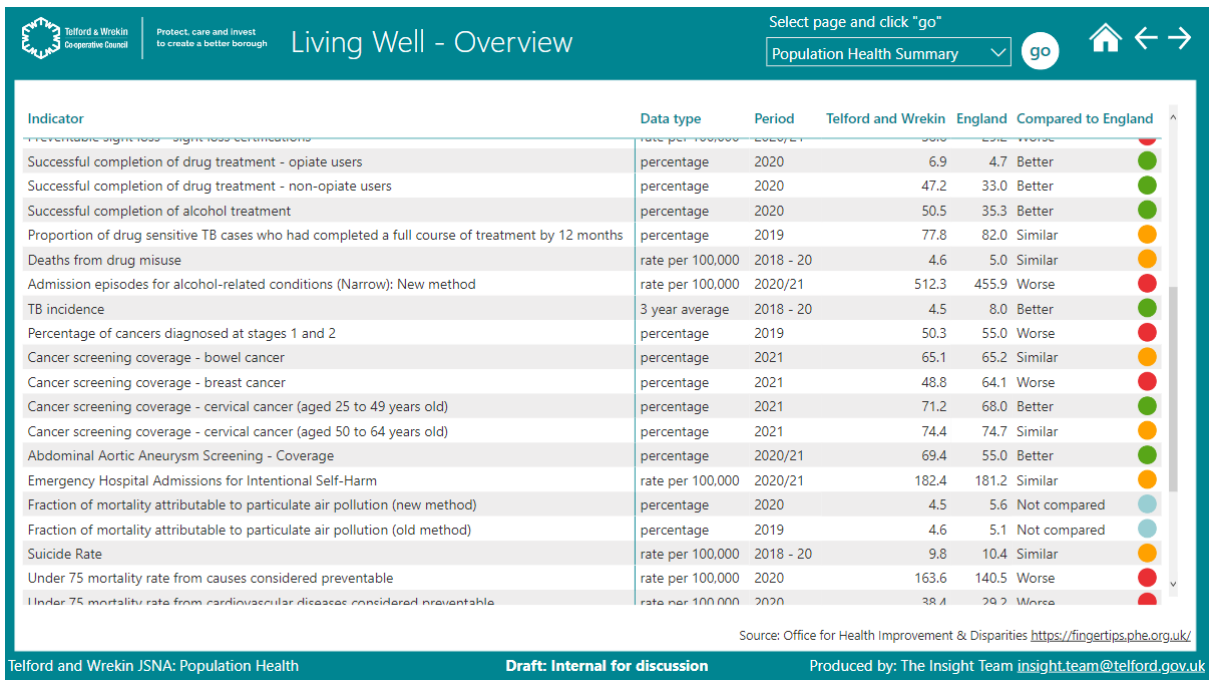
- Overarching: indicators include life expectancy and mortality
- Starting Well: indicators covering maternity, conception, maternity, child development, school readiness, overweight, physical activity, free school meals, vaccinations, NEET, A&E attendances, hospital admissions, sexual health
- Living Well: indicators covering physical activity, healthy eating, overweight, diabetes, smoking, HIV, sight loss, drug treatment, cancer, hospital admissions, suicide, mortality
- Ageing Well: indicators covering life expectancy, emergency hospital admissions, hip fractures, dementia, admissions to residential and nursing, adult social care reablement
- Wider Determinants: indicators covering low income, fuel poverty, employment, sickness absence, homelessness, loneliness, violent crime, re-offending

This profile will be developed further to include more data from partners, particularly in the first instance NHS local data.

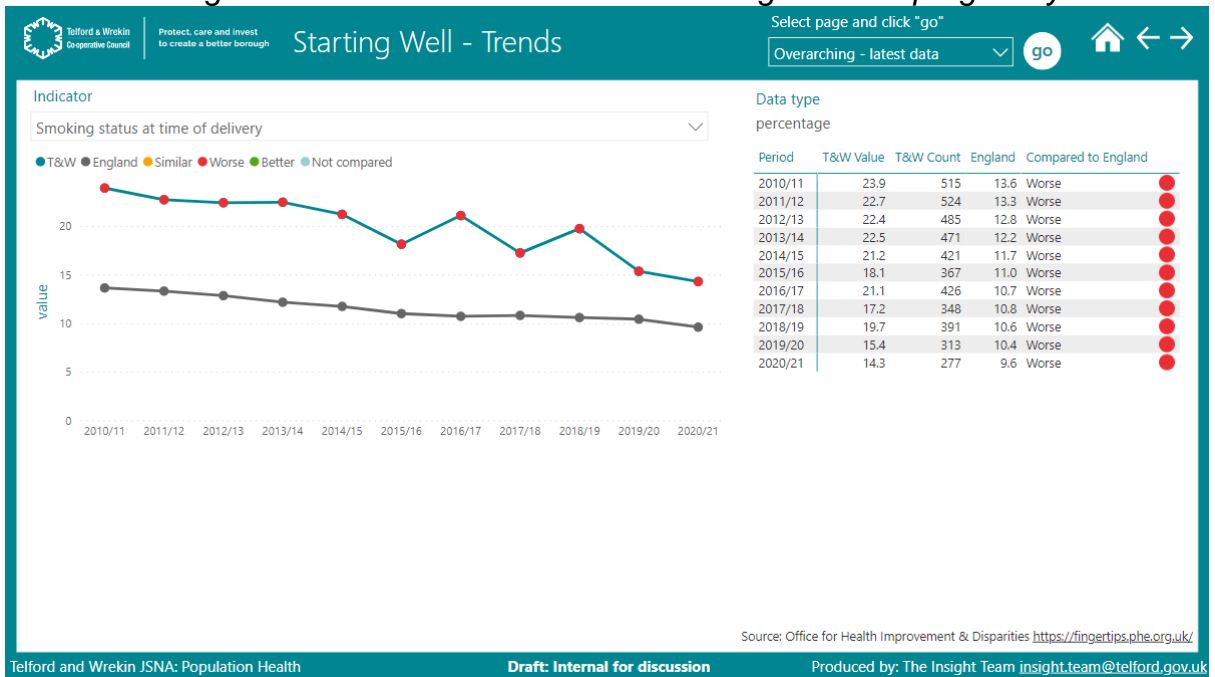
The Population Health profile includes functionality and interactivity that enables users to see data in various ways:

- By theme: profiles of borough performance compared to national for each theme

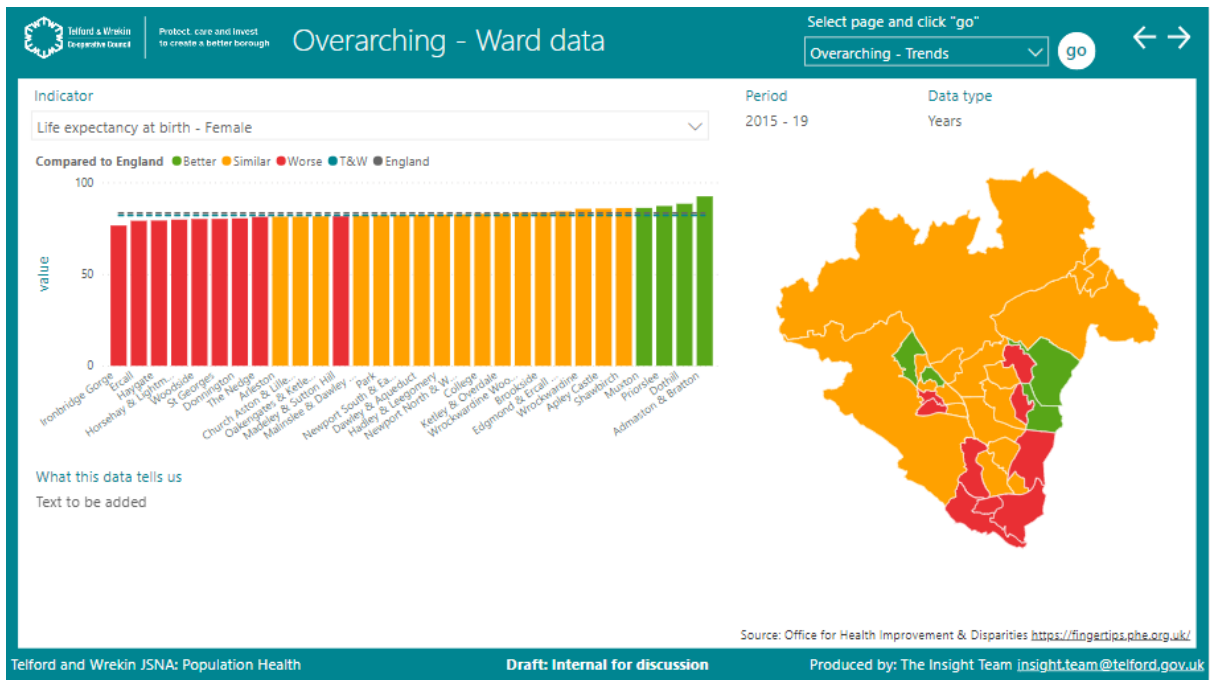
*Example screen print below from the JSNA Health profile of borough data from the 'Living Well' section:*



- Over time: individual indicator detail of performance over time  
*Example screen print below from the JSNA Health profile of data over time from the 'Living Well' section for the indicator 'smoking status in pregnancy':*



- By ward: where available, data is profiled by ward  
*Example screen print below from the JSNA Health profile of ward data from the 'Overarching' section indicator: Life Expectancy at Birth – Female:*

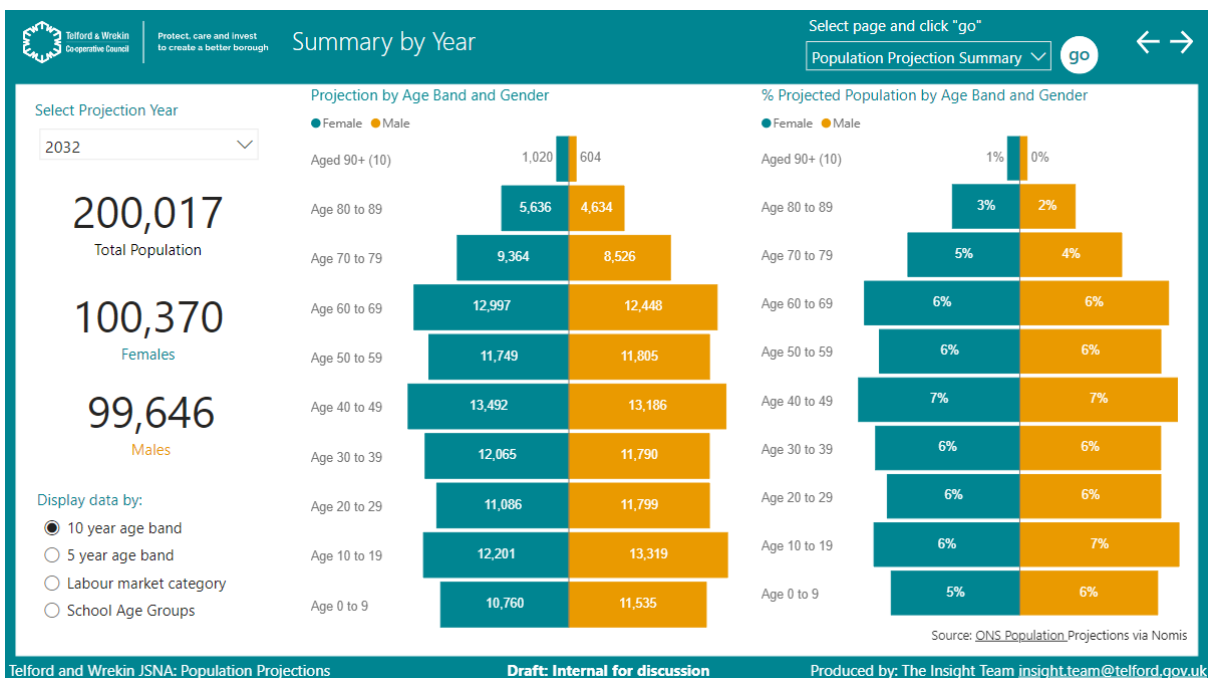


#### 4.1.5 Population Projections JSNA Profile

A JSNA profile of the population projection data from ONS (see Appendix 1 for JSNA population headlines). The profile contains sections on:

- Population projections for the borough to 2032
- Projections by age bands
- Projections for age ranges and change over time
- Regional and national comparisons of projected population growth

*Example screen print below from the JSNA Population Projections showing projected population in 2032 by age band and gender:*



## 4.2 Headlines from the Census 2021

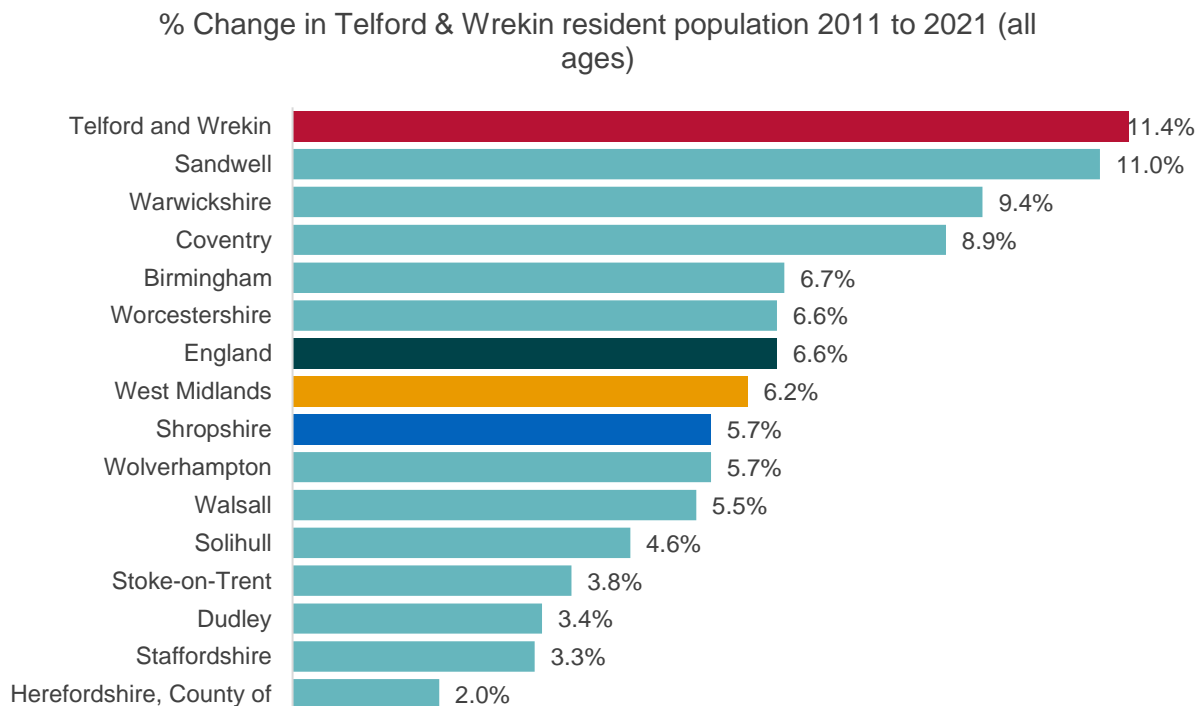
The latest Census took place on 21<sup>st</sup> March 2021. This section summarises the key messages for Telford & Wrekin from the data released to date.

The Census provides us with a rich picture of our population and how it has changed over time. It is hugely important for informing strategies and decisions about public services, both locally and nationally, as well as giving us a detailed insight into the characteristics of our changing communities.

Census data is published by the Office for National Statistics (ONS). Headline results were released in June 2022 and detailed the overall resident population, population age bands, population density and households in the borough. Further data will be released from October onwards.

### 4.2.1 Census 2021: Population Change – total resident population:

The usual resident population of the borough increased from 166,641 (Census 2011) to 185,600 (Census 2021), an increase of 11.4%, the highest increase in resident population of all West Midlands upper tier local authorities:



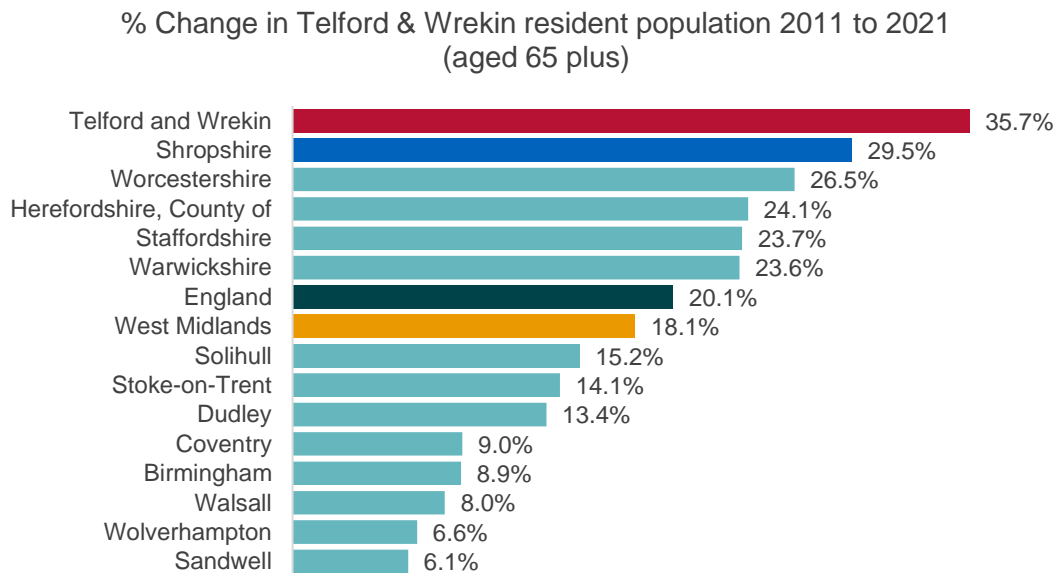
The increase in resident population of 11.4% was the 21<sup>st</sup> highest increase out of all 151 upper tier local authorities in England.

#### 4.2.2 Census 2021: Population Change – Residents aged 65 and over:

The most notable change in the resident population between the 2011 and 2021 Census was the number of residents in the borough aged 65 and over.

The increase in the population aged 65 plus in Telford & Wrekin was 35.7%, increasing to 32,700 residents in 2021 from 24,090 in 2011. This increase was the second highest increase in resident population aged 65 plus of all 151 upper tier local authorities in England.

Regionally, the increase in resident population aged 65 plus was the highest of all upper tier West Midlands local authorities, with Telford & Wrekin's increase being higher than that seen in all the neighbouring rural shire counties (who also saw above average increases):

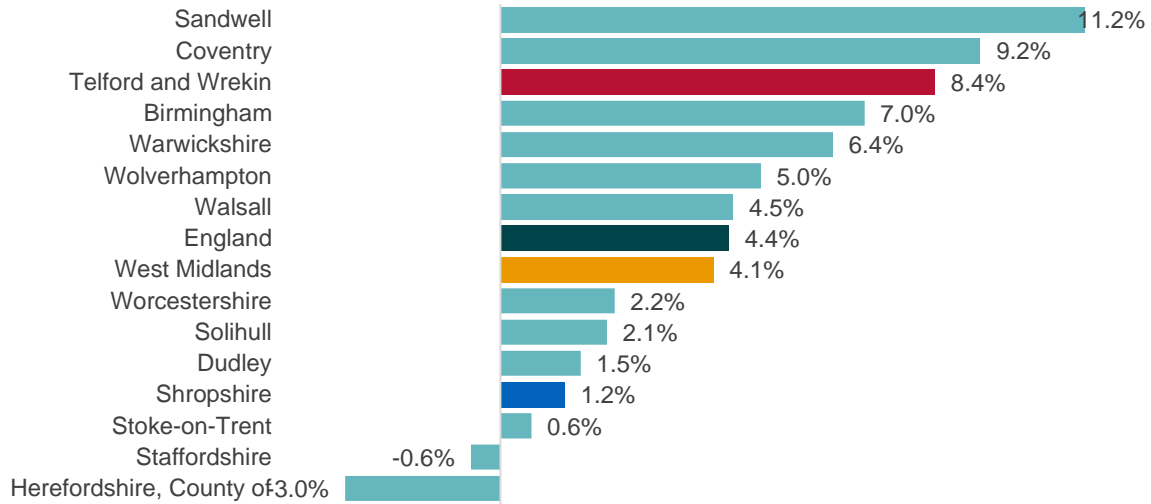


#### 4.2.3 Census 2021: Population Change – Residents aged 20 to 64:

The number residents of a broadly working age (aged 20-64) living in the borough increased by 6.5%, higher than the rate for the West Midlands (2.1%) and England (2.0%). Of the 151 upper tier local authorities in England, the increase was the 34<sup>th</sup> highest.



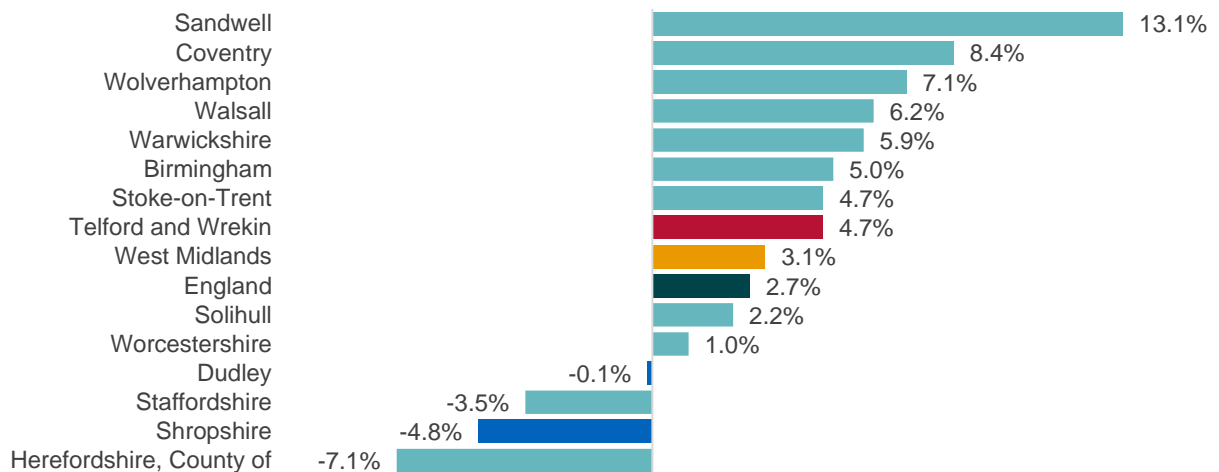
**% Change in Telford & Wrekin resident population 2011 to 2021  
(aged 20-64)**



**4.2.4 Census 2021: Population Change – Residents aged 0-19:**

The population aged 0-19 increased by 4.7%, higher than the rate for the West Midlands (3.1%) and England (2.7%). Broadly, urban areas of the West Midlands region generally saw higher increases in this age band and rural shires lower increases.

**% Change in Telford & Wrekin resident population 2011 to 2021 (aged 0-19)**



When looking at this age range by 5-year bands there were notable differences, with the population aged 0-4 and 15-18 both decreasing (-6.6% and -5.2% respectively)

whereas the populations aged 5-9 and 10-14 both increasing (18.9% and 14.2% respectively). These changes broadly follow the regional and national patterns.

### **4.3 Future JSNA Publications**

The Insight Team will also continue to develop JSNA products. Currently the profiles released are based on the PHOF data. We will be working with NHS colleagues to develop the profiles to incorporate a wider range of data and build the products available on the website.

There is still a significant amount of data to be released from the 2021 Census, and the ONS will begin releasing this from October 2022 (dates still to be confirmed). These will include data on ethnicity, religion, the labour market, education and housing. For the first time, it will also include information on armed forces veterans, sexual orientation and gender identity.

The suite of Power BI Census Profiles will also be developed following each release. These will be available internally for staff and members, and will also be published on the Telford & Wrekin website as part of our JSNA.

.

## **5 Alternative Options**

Section 4.1 of this report is related to the Council and the HWB meeting its statutory duties to produce and publish a JSNA. If the JSNA was not undertaken the Council and HWB may be in breach of those duties.

## **6 Key Risks**

There are no risks identified in this report.

## **7 Council Priorities**

The JSNA provides insight into needs of communities across the borough, informing all council priorities

## **8 Financial Implications**

There are no direct financial implications foreseen from accepting the recommendations of this report.

Information and intelligence about the demand likely to accrue to health and social care services is already in use by the Council to create financial modelling and forecasting. Data identified and developed as part of this work will be helpful in refining the future financial models necessary to identify the impacts of demand and

a changing health picture on Care services. It may also help to identify the impact on the Council of changes and demands elsewhere in the public services. This information will be valuable in producing information to support future budget strategy decisions.

## **9 Legal and HR Implications**

Section 116 of the Local Government and Public Involvement in Health Act 2007 (as amended) places a duty upon the Council and each of its partner health bodies to produce and publish a joint strategic needs assessment (JSNA) through the Health and Wellbeing Board.

The JSNA must be produced in co-operation; with regard to any statutory guidance issued by the Secretary of State; involve the Local Healthwatch organisation for the area and involve people who live or work in the area. The aim is to develop local evidence-based priorities for commissioning which will improve the public's health and reduce inequalities.

The details set out in this report are key factors which must be considered when the JSNA is produced and policies developed.

## **10 Ward Implications**

The JSNA highlights variations in levels of need in different communities and contains ward level information

## **11 Health, Social and Economic Implications**

The JSNA provides insight into health, social and economic needs of our population to inform evidence based decision making.

## **12 Equality and Diversity Implications**

The JSNA demonstrates inequalities in Telford & Wrekin, including variations in need due to characteristics or geographical factors.

## **13 Climate Change and Environmental Implications**

## **14 Background Papers**

- 1 JSNA Update – March 2022: Health & Wellbeing Board Paper

## 15 Appendices

Appendix 1 details the JSNA headlines for Telford & Wrekin from the current JSNA products.

## 16 Report Sign Off

<b>Signed off by</b>	<b>Date sent</b>	<b>Date signed off</b>	<b>Initials</b>
Legal	05/09/2022	08/09/2022	RP
Finance	05/09/2022	07/08/2022	MB
SMT	13/09/2022	14/10/2022	LN