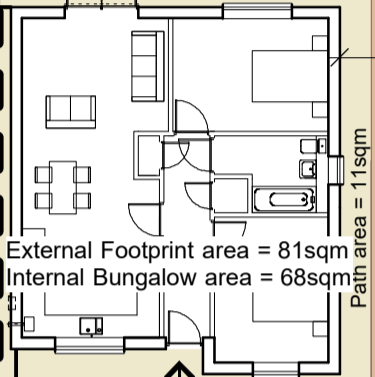


Garden 9 Garden 8 45 sqm Garden 7 45 sqm Garden 6 Garden 5

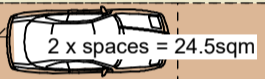
Rear garden area = 75sqm

Rear patio area = 22sqm



External Footprint area = 81sqm
Internal Bungalow area = 68sqm

Frontage area = 38sqm



2 x spaces = 24.5sqm

parking for no 135

parking for no 137

8000
135 Hadley Park road 55.5 sqm

135 Hadley Park road 79 sqm

Existing 5530

2 bed properties

135

137

135 Hadley Park road 15.5 sqm

137 Hadley Park road 30.0 sqm

Rear garaden to No 133

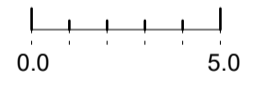
Existing Right of way
Shared Vehicular / Pedestrian
Access To Be Retained

HADLEY PARK ROAD

PARK COURT



scale in metres



Scale 1.200 @ A3

LJD Design

Architectural Technologist

Land To Rear of
135 / 137 Hadley Park Road
Telford
Shropshire

Site Plan Layout
1No 2 bed Bungalow

June 2022

Drawing No 364 - P01

"ILLUSTRATIVE"